



*Al-Anbar University*  
*College Of Engineering*

## **CHEMISTRY**

*1st. stage*

*Prepared By:*

*Dr. Hamad Khaleefah Abdulkadir*

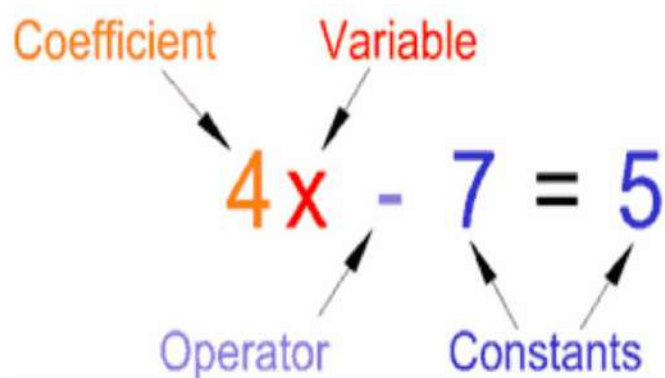

*Assist. Prof. In Chemistry*

**2020 - 2021**

# LECTURE 1

## MEASUREMENTS IN CHEMISTRY

- 1.1 Units of Measurement
- 1.2 Scientific Notation
- 1.3 Metric Prefixes
- 1.4 Significant Figures in Measurements
- 1.5 Calculations Involving Significant Figures
- 1.6 Writing Conversion Factors
- 1.7 Problem Solving in Chemistry - Dimensional Analysis
- 1.8 Density and Specific Gravity
- 1.9 Temperature Scales
- 1.10 Heat and Specific Heat



# UNIT (1) MEASUREMENTS IN CHEMISTRY

Measurements are part of our daily lives. We measure our weights, driving distances, and gallons of gasoline. As a health professional you might measure blood pressure, temperature, pulse rate, drug dosage, or percentage of body fat. A **measurement** contains a *number* and a *unit*.

A *unit* specifies the physical property and the size of a measurement, while the *number* indicates how many units are present. A number without a unit is usually meaningless.

## 1.1 | Units of Measurement

In the United States most measurements are made with the English system of units which usually contain fractions (a collection of functionally unrelated units.)

The **metric system** is a decimal-based system of units of measurement which is used most often worldwide.

Around 1960, the international scientific organization adopted a modification of the metric system called **International System** or **SI** (from *Système International*).

Quantity	English Unit	Metric Unit	SI Unit
Mass	pound (lb)	gram (g)	kilogram (kg)
Length	foot (ft)	meter (m)	meter (m)
Volume	quart (qt)	liter (L)	cubic meter (m <sup>3</sup> )
Temperature	degree Fahrenheit (°F)	degree Celsius (°C)	Kelvin (K)
Energy	calorie (cal)	calorie (cal)	Joule (J)

## 1.2 | Scientific Notation

**Scientific notation** is a common method used to conveniently represent very small or very large numbers. There are two parts to any number expressed in scientific notation, a coefficient, and a power of 10. The number 683 is written in scientific notation as  $6.83 \times 10^2$ . The coefficient is 6.83 and  $10^2$  shows the power of 10 (the superscript 2 is called an exponent). A number less than one would contain a negative exponent. For example: the number 0.0075 is written as  $7.5 \times 10^{-3}$  (note the negative exponent).

The coefficient must always be a number greater than or equal to 1 but less than 10 or  $1 \leq \text{coefficient} < 10$ .

### Worked Example 1-1

Express the following numbers in scientific notation:

- a) 408.00      b) 0.007956

#### Solution

Apply the following:

Place the decimal point after the first nonzero digit in the number.

Indicate the number of places the decimal was moved using the power of 10.

If the decimal is moved to the left, the power of 10 is positive. If moved to the right, it is negative.

a)  $4.0800 \times 10^2$  (coefficient = 4.0800, exponent = +2)

b)  $7.956 \times 10^{-3}$  (coefficient = 7.956, exponent = -3)

### Practice 1-1

Express each of the following values in scientific notation:

- a) There are 33,000,000,000,000,000 molecules of water in one milligram of water.  
b) A single molecule of sucrose weighs 0.000 000 000 000 000 000 000 57 g.

#### Answer

a)  $3.3 \times 10^{19}$  (coefficient = 3.3, exponent = 19)

b)  $5.7 \times 10^{-22}$  (coefficient = 5.7, exponent = -22)

### Practice 1-2

Convert each of the following scientific notation to decimal notation.

- a)  $8.54 \times 10^3$       b)  $6.7 \times 10^{-5}$       c)  $1.29 \times 10^4$       d)  $1.000 \times 10^{-2}$

#### Answer

a) 8540

b) 0.000067

c) 12900

d) 0.01000



## Scientific Notation and Calculators

Numbers in scientific notation can be entered into most calculators using the EE or EXP key. As an example try  $9.7 \times 10^3$ .

1. Enter the coefficient (9.7) into calculator.
2. Push the EE (or EXP) key. Do NOT use the x (times) button.
3. Enter the exponent number (3).

Number to Enter	Method	Display Reads
$9.7 \times 10^3$	9.7 EE or EXP 3	$9.7^{03}$ or 9.7E03 or 9700

Now try  $8.1 \times 10^{-5}$ :

1. Enter the coefficient (8.1) into calculator.
2. Push the EE (or EXP) key. Do NOT use the x (times) button.
3. Enter the exponent number (5). Use the plus/minus (+/-) key to change its sign.

Number to Enter	Method	Display Reads
$8.1 \times 10^{-5}$	8.1 EE or EXP 5 +/-	$8.1^{-05}$ or 8.1E-05

## 1.3 | Metric Prefixes

The **metric system** is a decimal-based system of units of measurement used by most scientists worldwide.

In the metric system, a prefix can be attached to a unit to *increase* or *decrease* its size by factors (powers) of 10.

	Prefix	Value
↑	tera- (T)	$10^{12} = 1,000,000,000,000$
	giga- (G)	$10^9 = 1,000,000,000$
	mega- (M)	$10^6 = 1,000,000$
	kilo- (k)	$10^3 = 1,000$
↓	deci- (d)	$10^{-1} = 0.1$
	centi- (c)	$10^{-2} = 0.01$
	milli- (m)	$10^{-3} = 0.001$
	micro- ( $\mu$ )	$10^{-6} = 0.000001$
	nano- (n)	$10^{-9} = 0.000000001$
	pico- (p)	$10^{-12} = 0.000000000001$

### Practice 1-3

Give the metric prefix that corresponds to each of the following

- a) 1,000,000,000    b)  $10^{-6}$     c) 1000    d) 0.01    e)  $10^{-9}$     f)  $10^{12}$

**Answer**

a) giga	b) micro	c) kilo
d) centi	e) nano	f) tera

## 1.4 | Significant Figures in Measurements

A student is asked to determine the mass of a small object using two different balances available in the lab. The lower priced model reports masses to within  $\pm 0.01$  g (one-one hundredth), while the higher priced one reports to within  $\pm 0.0001$  g (one-ten thousandth). The student measures the mass three times on each balance and completes the following table.

	First balance	Second balance
Three measurements	<b>2.16, 2.14, 2.15 g</b>	<b>2.1538, 2.1539, 2.1537 g</b>
Average	<b>2.15 g</b>	<b>2.1538 g</b>
Reproducibility	<b><math>\pm 0.01</math> g</b>	<b><math>\pm 0.0001</math> g</b>
Which digit is the “uncertain digit” in the average?	<b>The last digit; 5</b>	<b>The last digit; 8</b>
Which digits are “certain digits” in the average?	<b>2, 1</b>	<b>2, 1, 5, 3</b>
How many significant digits are in the average?	<b>Three significant digits</b>	<b>Five significant digits</b>

**Significant figures (sig figs)** are the digits that are known with certainty plus one digit that is uncertain. **All** nonzero digits in measurements are always significant.

### Are zeroes significant?

**YES:** zeros between nonzero digits (20509).

**YES:** zeros at the end of a number when a decimal point is written (3600.).

**NO:** zeros at the end of a number when no decimal point is written (3600).

**NO:** zeros at the beginning of a number (0.0047).

### Worked Example 1-2

How many significant figures does each number have?

- a) 0.0037                      b) 600.                      c) 93,000  
d)  $2.08 \times 10^{-5}$               e) 600                      f) 58.00  
g) 4010049                      h)  $1.700 \times 10^2$               i)  $4.0100 \times 10^6$

#### Solution

	sf		sf		sf
0.0037	<b>2</b>	600.	<b>3</b>	93,000	<b>2</b>
$2.08 \times 10^{-5}$	<b>3</b>	600	<b>1</b>	58.00	<b>4</b>
4010049	<b>7</b>	$1.700 \times 10^2$	<b>4</b>	$4.0100 \times 10^6$	<b>5</b>

### Significant Figures in “Exact Numbers”

Exact numbers have an **unlimited** number of significant figures. Exact numbers are obtained by **counting** items or by **definition**.

Counting: 24 students mean 24.0000000... students. 8 pennies means 8.0000... pennies.

Definition: 1 m = 100 cm means 1.00000...m = 100.000000...cm

## 1.5 | Calculations Involving Significant Figures

### Rules for Rounding off Numbers

If the first digit to be deleted is 4 or less, leave the last reported digit unchanged.

If the first digit to be deleted is 5 or greater, increase the last reported digit by one. In some cases you need to *add* significant zeros. The number 2, reported in four significant figures, is 2.000.

### Practice 1-4

Round off each of the following to three significant figures.

- a) 9.174                      b) 9.175                      c) 9.176  
d) 5                          e) 0.0040                      f) 8000  
g)  $2.4 \times 10^{-5}$                       h) 670

#### Answer

- a) 9.174 (**9.17**)                      b) 9.175 (**9.18**)                      c) 9.176 (**9.18**)  
d) 5 (**5.00**)                          e) 0.0040 (**0.00400**)                      f) 8000 (**8.00 x 10<sup>3</sup>**)  
g)  $2.4 \times 10^{-5}$  (**2.40 x 10<sup>-5</sup>**)                      h) 670 (**670.**)

## Rules for Rounding off in Calculations

### A. Multiplication and Division

The answer carries the **same number of significant figures** as the factor with the fewest significant figures.

#### Practice 1-5

Perform each of the following calculations to the correct number of significant figures.

a)  $33.56 \times 1.9483$

b)  $(2.50 \times 10^{-3}) \times (1.8500 \times 10^5)$

c)  $47.5301 \div 2.30$

d)  $(6.56 \times 10^{10}) \div (7.8 \times 10^9)$

#### Answer

a)  $33.56 \times 1.9483 = \mathbf{65.38}$     b)  $(2.50 \times 10^{-3}) \times (1.8500 \times 10^5) = \mathbf{4.63 \times 10^2}$   
c)  $47.5301 \div 2.30 = \mathbf{20.7}$     d)  $(6.56 \times 10^{10}) \div (7.8 \times 10^9) = \mathbf{8.4}$

### B. Addition and Subtraction

The answer should have the **same number of decimal places** as the quantity with the fewest decimal places.

#### Practice 1-6

Perform each of the following calculations to the correct number of significant figures:

a)  $73.498 + 2.2$

b)  $63.81 + 205.4$

c)  $191.000 - 188.0$

d)  $124.08 - 39.1740$

e)  $(6.8 \times 10^{-2}) + (2.04 \times 10^{-2})$

f)  $(5.77 \times 10^{-4}) - (3.6 \times 10^{-4})$

#### Answer

a)  $73.498 + 2.2 = \mathbf{75.7}$

b)  $63.81 + 205.4 = \mathbf{269.2}$

c)  $191.000 - 188.0 = \mathbf{3.0}$

d)  $124.08 - 39.1740 = \mathbf{84.91}$

e)  $(6.8 \times 10^{-2}) + (2.04 \times 10^{-2}) =$

$\mathbf{8.8 \times 10^{-2}}$

f)  $(5.77 \times 10^{-4}) - (3.6 \times 10^{-4}) =$

$\mathbf{2.2 \times 10^{-4}}$

## 1.6 | Writing Conversion Factors

---

Many problems in chemistry require converting a quantity from one unit to another. To perform this conversion, you must use a **conversion factor** or series of conversion factors that relate two units. This method is called **dimensional analysis**.

Any equality can be written in the form of a fraction called a conversion factor. A conversion factor is easily distinguished from all other numbers because it is always a fraction that contains different units in the numerator and denominator.

Converting kilograms to pounds can be performed using the equality  $1 \text{ kg} = 2.20 \text{ lb}$ . The two different conversion factors that may be written for the equality are shown below. Note the different units in the numerator and denominator, a requirement for all conversion factors.

$$\text{Conversion Factors: } \frac{\text{numerator}}{\text{Denominator}} \quad \frac{1 \text{ kg}}{2.20} \quad \text{Or} \quad \frac{2.20}{1 \text{ lb}}$$

*Some common units and their equivalents are listed in Table 1.1. You should be able to use the information, but you will **not** be responsible for memorizing the table. The Table will be given to you during quizzes and exams.*

**Table 1.1 Some Common Units and Their Equivalents**

Length	$1 \text{ m} = 100 \text{ cm}$	$1 \text{ m} = 1000 \text{ mm}$	$1 \text{ cm} = 10 \text{ mm}$	$1 \text{ km} = 1000 \text{ m}$	$1 \text{ nm} = 10^{-9} \text{ m}$
	$1 \text{ \AA} = 10^{-10} \text{ m}$	$1 \text{ in} = 2.54 \text{ cm}$	$1 \text{ ft} = 30.48 \text{ cm}$	$1 \text{ mi} = 1.61 \text{ km}$	$1 \text{ yd} = 0.91 \text{ m}$
	$1 \text{ ft} = 12 \text{ in.}$				
Mass	$1 \text{ kg} = 1000 \text{ g}$	$1 \text{ g} = 1000 \text{ mg}$	$1 \text{ lb} = 454 \text{ g}$	$1 \text{ kg} = 2.20 \text{ lb}$	$1 \text{ oz} = 28.35 \text{ g}$
	$1 \text{ lb} = 16 \text{ oz}$				
Volume	$1 \text{ L} = 1000 \text{ mL}$	$1 \text{ mL} = 1 \text{ cm}^3$	$1 \text{ qt} = 0.946 \text{ L}$	$1 \text{ gal} = 3.78 \text{ L}$	
Energy	$1 \text{ cal} = 4.18 \text{ J}$				
Temperature	$^{\circ}\text{F} = 1.8^{\circ}\text{C} + 32$	$^{\circ}\text{C} = (^{\circ}\text{F} - 32)/1.8$	$\text{K} = ^{\circ}\text{C} + 273.15$		

### Worked Example 1-3

Write conversion factors for each of the following equalities or statements:

a)  $1 \text{ g} = 1000 \text{ mg}$

b)  $1 \text{ foot} = 12 \text{ inches}$

c)  $1 \text{ quart} = 0.946 \text{ liter}$

d) The accepted toxic dose of mercury is 0.30 mg per day.

#### Solution

Equality	Conversion factor	Conversion factor
$1 \text{ g} = 1000 \text{ mg}$	$\frac{1 \text{ g}}{1000 \text{ mg}}$	$\frac{1000 \text{ mg}}{1 \text{ g}}$
$1 \text{ foot} = 12 \text{ inches}$	$\frac{1 \text{ ft.}}{12 \text{ in.}}$	$\frac{12 \text{ in.}}{1 \text{ ft.}}$
$1 \text{ quart} = 0.946 \text{ liter}$	$\frac{1 \text{ t.}}{0.4}$	$\frac{0.4}{1 \text{ t.}}$
The accepted toxic dose of mercury is 0.30 mg per day.	$\frac{0.30 \text{ mg}}{1 \text{ da}}$	$\frac{1 \text{ da}}{0.30 \text{ mg}}$

## 1.7 | Problem Solving in Chemistry - Dimensional Analysis

**Dimensional analysis** is a general method for solving numerical problems in chemistry. In this method we follow the rule that when multiplying or dividing numbers, we must also multiply or divide units.

Solving problems by dimensional analysis is a three-step process.

1. Write down the given measurement; number *with* units.
2. Multiply the measurement by one or more conversion factors. The unit in each denominator must cancel (match) the preceding unit in each numerator.
3. Perform the calculation and report the answer to the proper significant figures based on numbers given in the question (data), not conversion factors used.

### Worked Example 1-4

Convert 0.455 km to meters.

#### Solution

To convert kilometers to meters, we could use the following equality:

$$1 \text{ km} = 1000 \text{ m} \text{ (See Table 1.1)}$$

The corresponding conversion factors would be:

$$\frac{1 \text{ km}}{1000 \text{ m}} \quad \text{and} \quad \frac{1000 \text{ m}}{1 \text{ km}}$$

We select the conversion factor to cancel kilometers, leaving units of meters.

$$0.455 \text{ km} \times \frac{1000 \text{ m}}{1 \text{ km}} = 455 \text{ m}$$

The number of significant figures in your answer reflect 0.455 km. The exact conversion factor does not limit the number of significant figures in your answer.

### Worked Example 1-5

Convert 4.5 weeks to minutes.

#### Solution

$$4.5 \text{ wk} \times \frac{7 \text{ d}}{1 \text{ wk}} \times \frac{24 \text{ h}}{1 \text{ d}} \times \frac{60 \text{ min}}{1 \text{ h}} = 45000 \text{ min}$$

(45360 rounded to 2 sig figs.)

### Worked Example 1-6

Convert 2.7 g/mL to lb/L.

#### Solution

We need two conversion factors: one to convert g to lb and the other to convert mL to L. We know that 1 lb = 454 g and 1 L = 1000 mL (See Table 1.1)

$$\frac{2.7 \text{ g}}{1.0 \text{ mL}} \times \frac{1 \text{ lb}}{454 \text{ g}} \times \frac{1000 \text{ mL}}{1 \text{ L}} = 5.9 \text{ lb/L}$$

Remember that the number of significant figures in your answer reflect 2.7. The conversion factors do not limit the number of significant figures in your answer.

### Practice 1-7

Perform each of the following conversions:

- a) Convert 14.7 lb to ounces.                      b) Convert 19.8 lb to kilograms.  
c) Convert 23 m/sec to mi/hr.

### Answer

Conversion	Calculation
Convert 14.7 lb to Ounces	$14.7 \cancel{\text{lb}} \times \frac{16 \cancel{\text{oz}}}{1 \cancel{\text{lb}}} = 235 \text{ oz}$
Convert 19.8 lb to kilograms	$19.8 \cancel{\text{lb}} \times \frac{1 \text{ kg}}{2.20 \cancel{\text{lb}}} = 9.00 \text{ kg}$
Convert 23 m/sec to mi/hr.	$23 \cancel{\text{m}} \times \frac{1 \cancel{\text{km}}}{1000 \cancel{\text{m}}} \times \frac{1.0 \text{ mi}}{1.61 \cancel{\text{km}}} \times \frac{3600 \cancel{\text{sec}}}{1 \text{ hr}} = 51 \frac{\text{mi}}{\text{hr}}$

## 1.8 | Density and Specific Gravity

**Density** is the ratio of the mass of a substance to the volume occupied by that substance.

$$\text{density} = \frac{\text{mass of substance}}{\text{volume of substance}} \quad \text{or} \quad d = \frac{m}{V}$$

Density is expressed in different units depending on the phase (form) of the substance. Solids are usually expressed in grams per cubic centimeter ( $\text{g/cm}^3$ ), while liquids are commonly grams per milliliter ( $\text{g/mL}$ ). The density of gases is usually expressed as grams per liter ( $\text{g/L}$ ).



### Worked Example 1-7

If 10.4 mL of a liquid has a mass of 9.142 g, what is its density?

**Solution**

$$d = \frac{m}{V} \qquad d = \frac{9.142 \text{ g}}{10.4 \text{ mL}} = 0.879 \text{ g/mL}$$

Density can be used as a conversion factor that relates mass and volume, note the different units in the numerator and denominator. Densities can be used to calculate mass if volume is given or calculate volume given mass. For example, we can write two conversion factors for a given density of 1.05 g/mL:

$$\frac{1.05 \text{ g}}{1.00 \text{ mL}} \quad \text{or} \quad \frac{1.00 \text{ mL}}{1.05 \text{ g}}$$

### Worked Example 1-8

The density of a saline solution is 1.05 g/mL. Calculate the mass of a 377.0 mL sample.

**Solution**

$$d = \frac{m}{V} \qquad m = 377.0 \text{ mL} \times \frac{1.05 \text{ g}}{1.00 \text{ mL}} = 396 \text{ g}$$

### Practice 1-8

The density of rubbing alcohol is 0.786 g/mL. What volume of rubbing alcohol would you use if you needed 32.0 g?

**Answer**

**We use the density as a conversion factor:**

$$V = 32.0 \text{ g} \times \frac{1.00 \text{ mL}}{0.786 \text{ g}} = 40.7 \text{ mL}$$

**Specific Gravity** is the ratio of the density of liquid to the density of water at 4°C, which is 1.00 g/mL. Since specific gravity is a ratio of two densities, the units cancel.

$$\text{specific gravity} = \frac{\text{density of sample (g/mL)}}{\text{density of water (g/mL)}} \quad (\text{No units})$$

An instrument called a *hydrometer* is used to measure the specific gravity of liquids.

**Worked Example 1-9**

What is the specific gravity of jet fuel if the density is 0.775 g/mL?

**Solution**

$$\text{specific gravity} = \frac{0.775 \text{ g/mL}}{1.00 \text{ g/mL}} = 0.775$$

**Practice 1-9**

A 50.0 mL sample of blood has a mass of 53.2 g.

- a) Calculate the density of the blood.
- b) Calculate the specific gravity of the blood.

**Answer**

$d = \frac{m}{V}$	$\text{a) } d = \frac{53.2 \text{ g}}{50.0 \text{ mL}} = 1.06 \text{ g/mL}$
$\text{specific gravity} = \frac{\text{density of blood}}{\text{density of water}} = \frac{1.06 \text{ g/mL}}{1.00 \text{ g/mL}} = 1.06$	

## 1.9 | Temperature Scales

---

Temperature, reported in **Fahrenheit** ( $^{\circ}\text{F}$ ) or **Celsius** ( $^{\circ}\text{C}$ ), is used to indicate how hot or cold an object is. The SI unit for reporting temperature is **Kelvin** (**K**).

See the comparison of the three scales:

	<b>Freezing point of water</b>	<b>Boiling point of water</b>	<b>Normal body temperature</b>
Fahrenheit	32 $^{\circ}\text{F}$	212 $^{\circ}\text{F}$	98.6 $^{\circ}\text{F}$
Celsius	0 $^{\circ}\text{C}$	100 $^{\circ}\text{C}$	37 $^{\circ}\text{C}$
Kelvin	273 K	373 K	310 K

The following formulas show the conversions:

$$\text{Fahrenheit to Celsius: } ^{\circ}\text{C} = \frac{(^{\circ}\text{F} - 32)}{1.8}$$

$$\text{Celsius to Fahrenheit: } ^{\circ}\text{F} = 1.8 ^{\circ}\text{C} + 32$$

$$\text{Celsius to Kelvin: } \text{K} = ^{\circ}\text{C} + 273$$

### Practice 1-10

Complete the following table.

Fahrenheit	Celsius	Kelvin
88 $^{\circ}\text{F}$		
	-55 $^{\circ}\text{C}$	
		469K

### Answer

Fahrenheit	Celsius	Kelvin
88 $^{\circ}\text{F}$	<b>31<math>^{\circ}\text{C}</math></b>	<b>304 K</b>
<b>-67<math>^{\circ}\text{F}</math></b>	-55 $^{\circ}\text{C}$	<b>218 K</b>
<b>385<math>^{\circ}\text{F}</math></b>	<b>196<math>^{\circ}\text{C}</math></b>	469 K

## 1.10 | Heat and Specific Heat

---

Heat and temperature are both a measure of energy. Heat, however, is not the same as temperature. **Heat** measures the *total energy*, whereas **temperature** measures the *average energy*. A gallon of hot water at 200°F has much more heat energy than a teaspoon of hot water at same temperature.

Heat can be measured in various units. The most commonly used unit is calorie (cal). The **calorie** is defined as the amount of heat required to raise the temperature of 1 gram of water by 1°C. This is a small unit, and more often we use kilocalories (kcal).

$$1 \text{ kcal} = 1000 \text{ cal}$$

nutritionist use the word “Ca orie” (with a capita “C”) to mean the same thing as kilocalorie.

$$1 \text{ Cal} = 1000 \text{ cal} = 1 \text{ kcal}$$

The unit of energy in SI unit is **joule** (pronounced “jool”), which is about four times as big as the calorie:

$$1 \text{ cal} = 4.184 \text{ J}$$

### Specific Heat

Substances change temperature when heated, but not all substances have their temperature raised to the same extent when equal amounts of heat are added.

**Specific Heat** is the amount of heat required to raise the temperature of one gram of a substance by one degree Celsius. It is measured in units of cal/g·°C or J/g·°C.

(Recall; 1 cal is required to raise the temperature of 1 gram of water by 1°C, the specific heat of water is therefore: 1.00 cal/g·°C, or 4.184 J/g·°C).

Specific heats for some substances in various states are listed in the following table. A substance with a high specific heat is capable of absorbing more heat with a small temperature change than a substance with lower specific heat.

## Specific Heats for Some Common Substances

Substance	Specific Heat (J/g·°C)
<b>Solids</b>	
gold	0.128
copper	0.385
aluminum	0.903
ice	2.06
<b>Liquids</b>	
mercury	0.138
methanol	1.77
ethanol	2.42
water	4.18
<b>Gases</b>	
argon	0.518
oxygen	0.915
nitrogen	1.041
steam	2.03

We can calculate the amount of heat gained or lost by a substance using its specific heat, its measured mass, and the temperature change.

$$\text{Amount of heat} = \text{mass} \times \text{specific heat} \times \text{change in temperature}^*$$
$$q = m \times SH \times (T_{\text{final}} - T_{\text{initial}})$$

\* The temperature change could also be written as (*delta T*).

If any three of the four quantities in the equation are known, the fourth quantity can be calculated.

### Worked Example 1-10

Determine the amount of heat that is required to raise the temperature of 7.400 g of water from 29.0°C to 46.0°C. The specific heat of water is 4.18 J/g·°C.

#### Solution

$$q = m \times SH \times \Delta T$$
$$q = 7.400 \text{ g} \times 4.18 \text{ J/g}\cdot\text{°C} \times 17.0\text{°C} = 526 \text{ J}$$

**Practice 1-11**

What mass of lead is needed to absorb 348 J of heat if the temp of the sample rises from 35.2°C to 78.0°C? The specific heat of lead is 0.129 J/g·°C.

**Answer**

$$q = m \times SH \times \Delta T$$

$$\text{so } m = \frac{q}{SH \times \Delta T}$$

$$m = \frac{348 \text{ J}}{0.129 \text{ J/g}^\circ\text{C} \times 42.8^\circ\text{C}} = 63.0 \text{ g}$$

**Practice 1-12**

It takes 87.6 J of heat to raise the temp of 51.0 g of a metal by 3.9°C. Calculate the specific heat of the metal.

**Answer**

$$q = m \times SH \times \Delta T$$

$$\text{so } SH = \frac{q}{m \times \Delta T}$$

$$SH = \frac{87.6 \text{ J}}{51.0 \text{ g} \times 3.9^\circ\text{C}} = 0.44 \text{ J/g}^\circ\text{C}$$

**Practice 1-13**

$4.00 \times 10^3$  J of energy is transferred to 56.0 g of water at  $19^\circ\text{C}$ . Calculate the final temperature of water.  $SH = 4.18 \text{ J/g}\cdot^\circ\text{C}$ .

**Answer**

$$\Delta T = \frac{4.00 \times 10^3 \text{ J}}{56.0 \text{ g} \times 4.18 \text{ J/g}\cdot^\circ\text{C}} = 17.1^\circ\text{C}$$

$$T = T_{\text{final}} - T_{\text{initial}} \quad 17.1^\circ\text{C} = T_f - 19^\circ\text{C} \quad T_f = 36^\circ\text{C}$$

## Homework Problems

---

1.1 Complete the following table.

Decimal notation	Scientific notation	Number of significant figures
400,000		
0.000600		
21,995,000		
0.05050		
	$7.28 \times 10^3$	
	$3.608 \times 10^{-5}$	
	$9.4090 \times 10^4$	
	$1.5 \times 10^{-3}$	

1.2 Perform the following calculations to correct number of significant figures.

- $4.6 \times 0.00300 \times 193$
- $8.88 \div 99.40$
- $(7.120 \times 10^{-3}) \div (6.000 \times 10^{-5})$
- $(5.92 \times 10^3) \times 3.87 \div 100$

1.3 Perform the following calculations to correct number of significant figures.

- $102 - 5.31 - 0.480$
- $(3.42 \times 10^{-4}) + (5.007 \times 10^{-4})$
- $7.8 - (8.3 \times 10^{-2})$
- $(3.8 \times 10^6) - (8.99 \times 10^6)$

1.4 Perform the following conversions. Show your set ups.

- 683 nanometer (nm) to angstrom (Å)
- 520 mi/h to m/sec
- $0.714 \text{ g/cm}^3$  to  $\text{lb/ft}^3$
- $-164^\circ\text{C}$  to  $^\circ\text{F}$

1.5 A physician has ordered 37.5 mg of a particular drug over 15 minutes. If the drug was available as 2.5 mg/mL of solution, how many mL would you need to give every 15 seconds?



- 1.6 What is the density of a metal sample if a 15.12-g sample is added into a graduated cylinder increased the liquid level from 35.00 mL to 40.60 mL?
- 1.7 The density of copper is  $8.96 \text{ g/cm}^3$ . You have three different solid samples of copper. One is **rectangular** with dimensions 2.3 cm x 3.1 cm x 8.0 cm. The second is a **cube** with edges of 3.8 cm. The third is a **cylinder** with a radius of 1.5 cm and a height of 8.4 cm. Calculate the mass of each sample.
- 1.8 A 50.00-g sample of metal at  $78.0^\circ\text{C}$  is dropped into cold water. If the metal sample cools to  $17.0^\circ\text{C}$  and the specific heat of metal is  $0.108 \text{ cal/g}\cdot^\circ\text{C}$ , how much heat is released?

## Example for Lecture One

### What are the significant figures rules?

To determine what numbers are significant and which aren't, use the following rules:

1. The zero to the left of the decimal value less than 1 is not significant.
2. All trailing zeros that are placeholders are not significant.
3. Zeros between non zero numbers are significant.
4. All non zero numbers are significant.
5. If a number has more numbers than the desired numbers of significant digits, the number is rounded. For example, 432,500 is 433,000 to 3 significant digits.
6. Zeros at the end of numbers which are not significant but are not removed, as removing would affect the value of the number. In the above example, cannot remove 000 in 433,000 unless changing the number into scientific

### Significant Figure Rules

---

There are three rules on determining how many significant figures are in a number:

1. Non-zero digits are always significant.
2. Any zeros between two significant digits are significant.
3. A final zero or trailing zeros in the decimal portion ONLY are significant.

Focus on these rules and learn them well. They will be used extensively throughout the remainder of this course. You would be well advised to do as many problems as needed to nail the concept of significant figures down tight and then do some more, just to be sure. Please remember that, in science, all numbers are based upon measurements (except for a very few that are defined). Since all measurements are uncertain, we must only use those numbers that are meaningful. A common ruler cannot measure something to be 22.4072643 cm long. Not all of the digits have meaning (significance) and, therefore, should not be written down. In science, only the numbers that have significance (derived from measurement) are written.

---

#### Rule 1: Non-zero digits are always significant.

Hopefully, this rule seems rather obvious. If you measure something and the device you use (ruler, thermometer, triple-beam balance, etc.) returns a number to you, then you have made a measurement decision and that ACT of measuring gives significance to that particular numeral (or digit) in the overall value you obtain.

Hence a number like 26.38 would have four significant figures and 7.94 would have three. The problem comes with numbers like 0.00980 or 28.09.


---

**Rule 2: Any zeros between two significant digits are significant.**

Suppose you had a number like 406. By the first rule, the 4 and the 6 are significant. However, to make a measurement decision on the 4 (in the hundred's place) and the 6 (in the unit's place), you HAD to have made a decision on the ten's place. The measurement scale for this number would

have hundreds and tens marked with an estimation made in the unit's place.

Like this:



**Rule 3: A final zero or trailing zeros in the decimal portion ONLY are significant.**

This rule causes the most difficulty with students. Here are two examples of this rule with the zeros this rule affects in boldface:

0.00**500**

0.030**40**

Here are two more examples where the significant zeros are in boldface:

2.**30** x 10<sup>-5</sup>

4.**500** x 10<sup>12</sup>

---

**What Zeros are Not Discussed Above**

Zero Type # 1 : Space holding zero on numbers less than one.

Here are the first two numbers from just above with the digits that are NOT significant in boldface:

0.**00**500

0.**03**040

These zeros serve only as space holders. They are there to put the decimal point in its correct location. They DO NOT involve measurement decisions. Upon writing the numbers in scientific notation ( $5.00 \times 10^{-3}$  and  $3.040 \times 10^{-2}$ ), the non-significant zeros disappear.

Zero Type #2: the zero to the left of the decimal point on numbers less than one.

When a number like 0.00500 is written, the very first zero (to the left of the decimal point) is put there by convention. Its sole function is to communicate unambiguously that the decimal point is a decimal point. If the number were written like this, .00500, there is a possibility that the decimal point might be mistaken for a period. Many students omit that zero. They should not.

Zero Type #3: trailing zeros in a whole number.

200 is considered to have only ONE significant figure while 25,000 has two.

This is based on the way each number is written. When whole numbers are written as above, the zeros, BY DEFINITION, did not require a measurement decision, thus they are not significant.

However, it is entirely possible that 200 really does have two or three significant figures. If it does, it will be written in a different manner than 200.

Typically, scientific notation is used for this purpose. If 200 has two significant figures, then  $2.0 \times 10^2$  is used. If it has three, then  $2.00 \times 10^2$  is used. If it had four, then 200.0 is sufficient. See rule #2 above.

How will you know how many significant figures are in a number like 200? In a problem like below, divorced of all scientific context, you will be told. If you were doing an experiment, the context of the experiment and its measuring devices would tell you how many significant figures to report to people who read the report of your work.

Zero Type #4: leading zeros in a whole number.

00250 has two significant figures.  $005.00 \times 10^{-4}$  has three.

**Question 1** How many significant figures are in the following values?

- a.  $4.02 \times 10^{-9}$
- b. 0.008320
- c.  $6 \times 10^5$
- d. 100.0

**Question 2** How many significant figures are in the following values?

- a. 1200.0
- b. 8.00
- c.  $22.76 \times 10^{-3}$
- d. 731.2204

**Question 3** Which value has more significant figures?

$2.63 \times 10^{-6}$  or 0.0000026

**Question 4**

Express 4,610,000 in scientific notation.

- a. with 1 significant figure
- b. with 2 significant figures
- c. with 3 significant figures
- d. with 5 significant figures

**Question 5** Express 0.0003711 in scientific notation.

- a. with 1 significant figure
- b. with 2 significant figures
- c. with 3 significant figures
- d. with 4 significant figures

**Question 6** Perform the calculation with the correct number of significant digits.  $22.81 + 2.2457$

**Question 7**

Perform the calculation with the correct number of significant digits.

$815.991 \times 324.6$

**Question 8**

Perform the calculation with the correct number of significant digits.

$3.2215 + 1.67 + 2.3$

**Question 9**

Perform the calculation with the correct number of significant digits.

$8.442 - 8.429$


**Question 10** Perform the calculation with the correct number of significant digits.  $27/3.45$

**Answers**


- 1. a. 3 b. 4 c. 1 d. 4
- 2. a. 5 b. 3 c. 4 d. 7
- 3.  $2.63 \times 10^{-6}$
- 4. a.  $5 \times 10^6$  b.  $4.5 \times 10^6$  c.  $4.61 \times 10^6$  d.  $4.6100 \times 10^6$
- 5. a.  $4 \times 10^{-4}$  b.  $3.7 \times 10^{-4}$  c.  $3.71 \times 10^{-4}$  d.  $3.711 \times 10^{-4}$
- 6. 25.06
- 7.  $2.649 \times 10^5$
- 8. 7.2
- 9. 0.013
- 10. 7.8

## Lecture References :

1. Raymond Chang ,General Chemistry, McGraw Hill 9th ed., 2007.

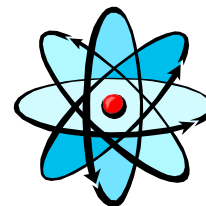



2. Essentials of General Chemistry By D.D.Ebbing,  
S.D.Gammon,andR.O.Ragsdale,2003 , Houghton Mifflin Company,New York.



## LECTURE 2

### Atoms, Molecules and Ions



2.1 The Atomic Theories

2.2 The Structure of The Atom

2.3 Atomic Number, Mass Number and Isotopes

2.4 The Periodic Table

2.5 Molecules and Ions

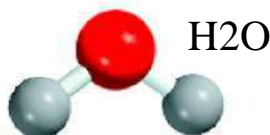
2.6 Chemical Formula

2.7 Naming Compounds

# THE EVOLUTION OF THE ATOMIC MODEL

## ➔ Dalton's Atomic Theory

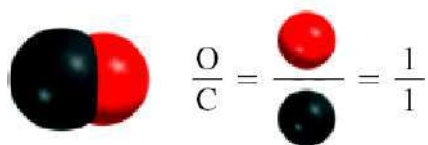
1. Elements are composed of extremely small particles called **atoms**. **Atoms** of the same element all have the same size, mass and chemical properties. The atoms of one element are different from the atoms of all other element.
2. **Compounds** are composed of atoms of two or more elements. In any compound, the ratio of the numbers of atoms of any two of the elements present is either an integer or a simple fraction.
3. A **chemical reaction** involves only the separation, combination, or rearrangement of atoms; it does not result in their creation or destruction.



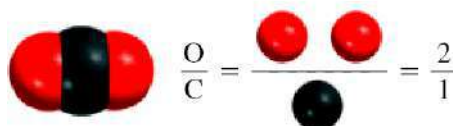
### Law of Definite Proportions

- Different samples of the same compound always contains its elements in a definite proportion by mass.

Carbon monoxide




Carbon dioxide






## Law of Multiple Proportions

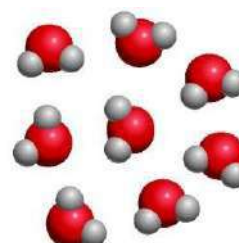
- In different compounds of the same elements, the various masses of one element that combine with a fixed mass of another element are related by small whole-number ratios.



Atoms of element X



Atoms of element Y



Compounds of elements X and Y



## Law of Conservation of Mass

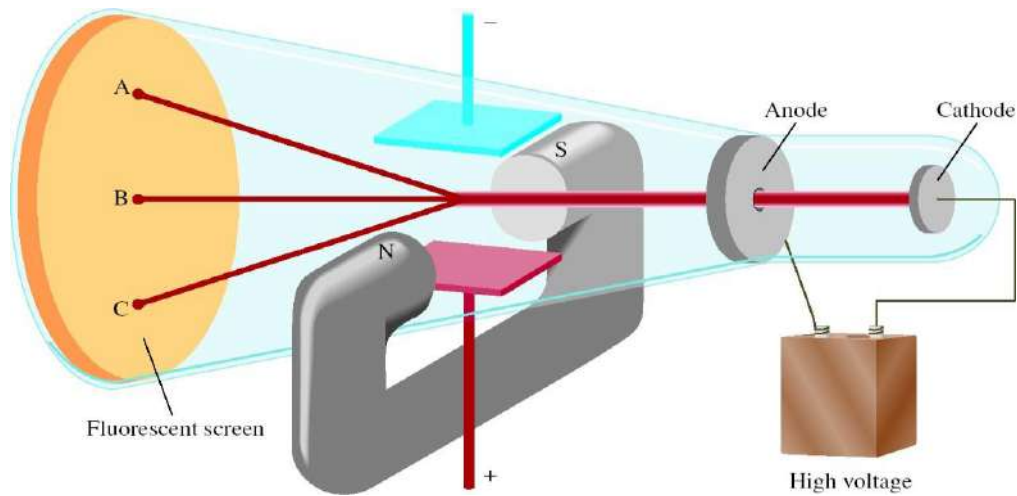
- Matter is neither created nor destroyed

## The Modern View of Atomic Structure

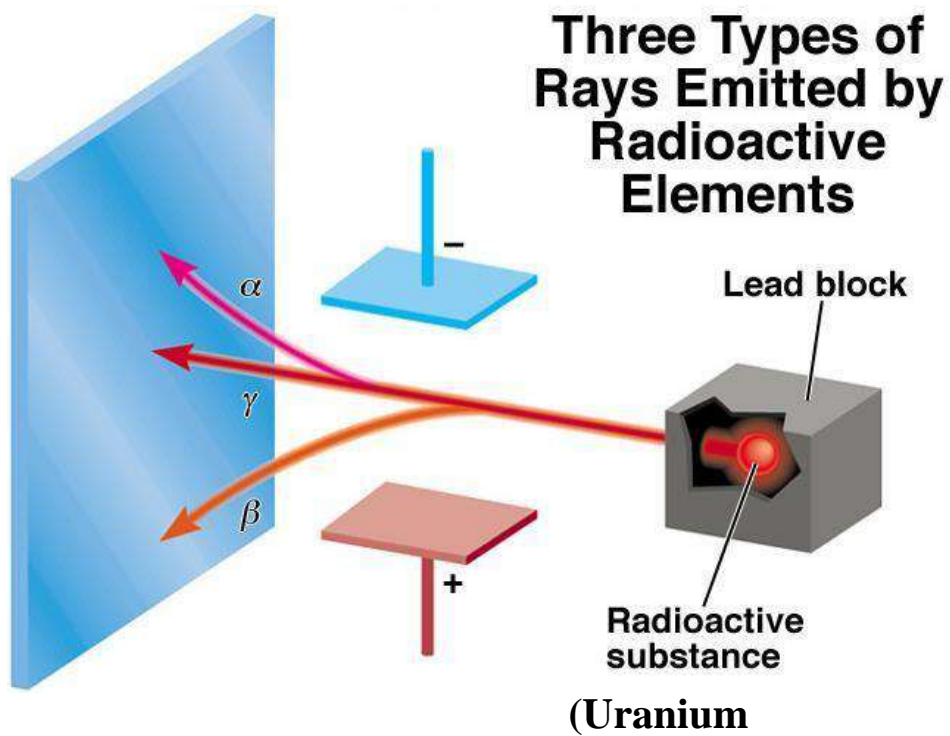
Atom- the basic unit of an element that can enter into chemical combination (extremely small and indivisible)

Three **subatomic particles** - electrons , protons, and neutrons.

## ➔ Thomson Cathode Ray Tube experiment



- The cathode ray consist of negatively charged particles found in all matter
- Thomson together with Millikan concluded that the mass of an  $e^-$  is exceedingly small ( $e^-$  mass =  $9.10 \times 10^{-28}$  g).



Three types of rays produced by decay of radioactive substances such as “Uranium”..

(i) **Alpha ( $\alpha$ ) rays** .. positively charged particles ( $\alpha$ ) particles .. deflected by positively charged plate

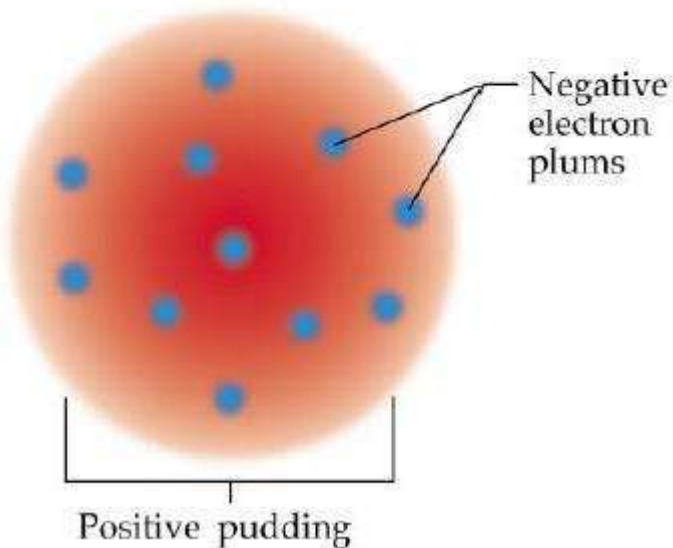
(ii) **Beta ( $\beta$ ) rays** .. electrons .. deflected by negatively charged plate

(iii) **Gamma ( $\gamma$ ) rays** .. high-energy rays .. no charge and are not affected by an external field.


## Thomson’s Model

– a spherical atom composed of diffuse, positively charge matter, in which e- embedded like “**raisin in a plum pudding**”.

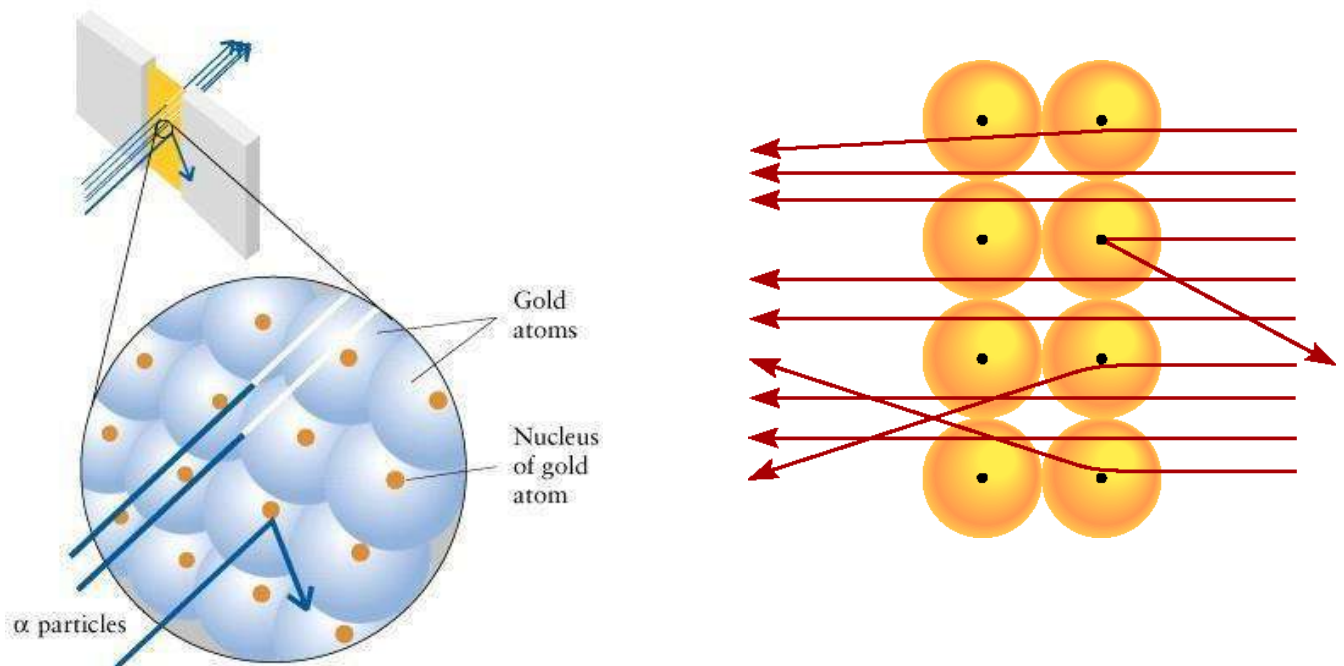
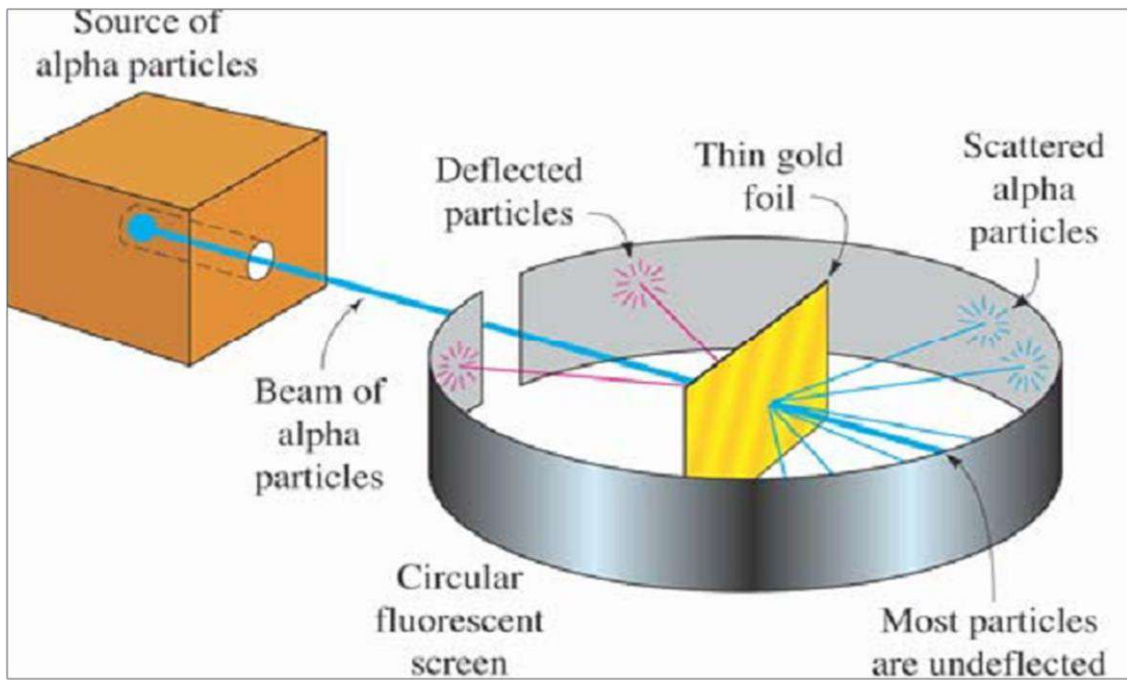
**Thompson plum pudding model of the atom**



Positive charge spread over the entire sphere

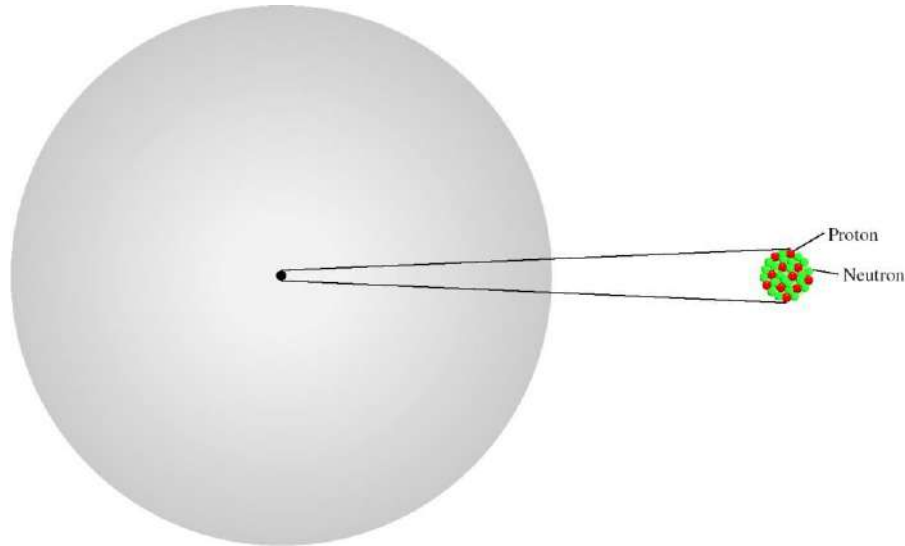


## ➔ Rutherford's gold foil $\alpha$ -scattering experiment



## Rutherford's Model of the Atom

1. atoms positive charge is concentrated in the nucleus
2. proton (p) has opposite (+) charge of electron (-)
3. mass of p is 1840 x mass of e<sup>-</sup> ( $1.67 \times 10^{-24}$  g)



atomic radius  $\sim 100$  pm =  $1 \times 10^{-10}$  m

nuclear radius  $\sim 5 \times 10^{-3}$  pm =  $5 \times 10^{-15}$  m

### ➔ Chadwick's Experiment (1932)

**0n**

**2n**

H atoms - 1 p; He atoms - 2 p

mass He/mass H should = 2

measured mass He/mass H = 4

neutron (n) is neutral (charge = 0)

n mass  $\sim$  p mass =  $1.67 \times 10^{-24}$  g

**TABLE 2.1** Mass and Charge of Subatomic Particles

Particle	Mass (g)	Charge	
		Coulomb	Charge Unit
Electron*	$9.10938 \times 10^{-28}$	$-1.6022 \times 10^{-19}$	-1
Proton	$1.67262 \times 10^{-24}$	$+1.6022 \times 10^{-19}$	+1
Neutron	$1.67493 \times 10^{-24}$	0	0

\*More refined measurements have given us a more accurate value of an electron's mass than Millikan's.

$$\text{mass p} \approx \text{mass n} \approx 1840 \times \text{mass e}$$

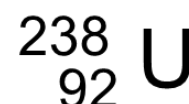
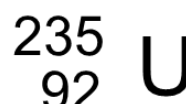
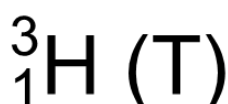
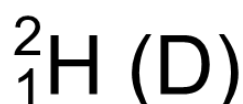
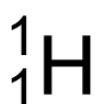
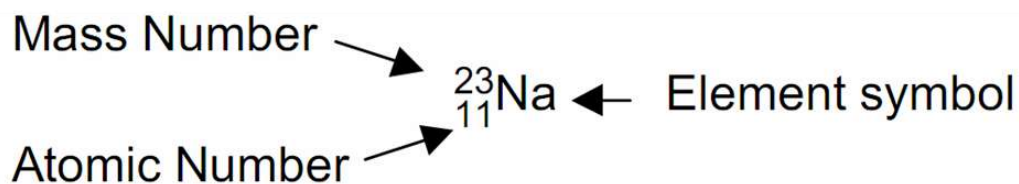
## Atomic number, Mass number and Isotopes

**Atomic number** (Z) = number of protons in nucleus

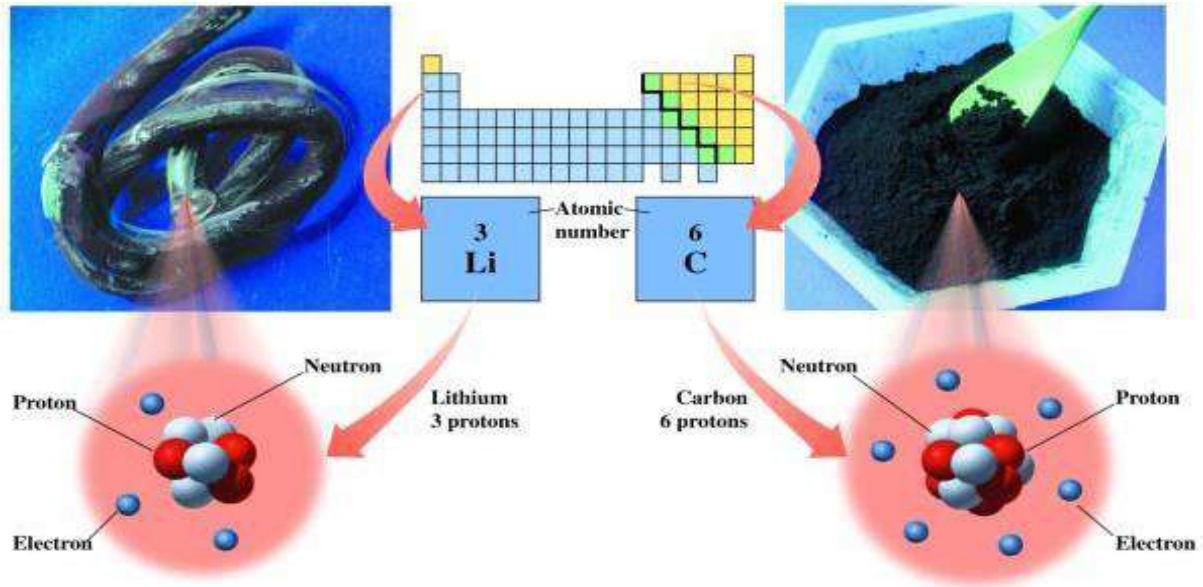
**Mass number** (A) = number of protons + number of neutrons

= atomic number (Z) + number of neutrons

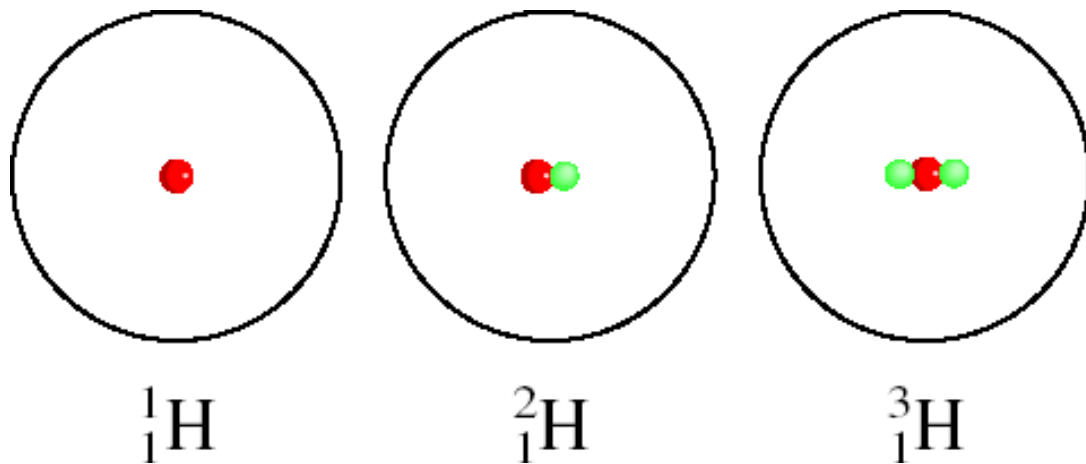
**Isotopes** are atoms of the same element (X) that have the same atomic number but different mass numbers







## The Isotopes of Hydrogen



Isotope	Atomic Number	Number of protons	Number of Neutrons	Number of electrons	mass (amu)
Hydrogen-1	1	1	0	1	1
Hydrogen-2 (deuterium)	1	1	1	1	2
Hydrogen-3 (tritium)	1	1	2	1	3

How many protons, neutrons, and electrons are in  ${}^{14}_6\text{C}$ ?

6 protons, 8 (14 - 6) neutrons, 6 electrons

How many protons, neutrons, and electrons are in  ${}^{11}_6\text{C}$ ?

6 protons, 5 (11 - 6) neutrons, 6 electrons

Naturally occurring carbon consists of three isotopes,  ${}^{12}_6\text{C}$ ,  ${}^{13}_6\text{C}$ , and  ${}^{14}_6\text{C}$ . State the number of protons, neutrons, and electrons in each of the following.



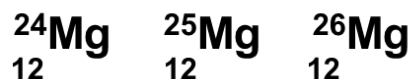
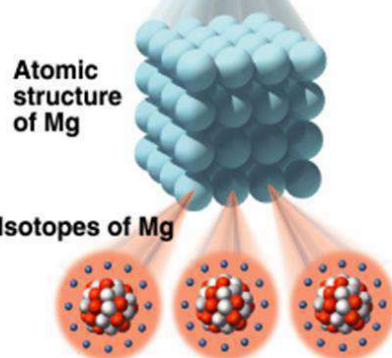
Proton	<b>6</b>	<b>6</b>	<b>6</b>
Neutron	<b>6</b>	<b>7</b>	<b>8</b>
Electron	<b>6</b>	<b>6</b>	<b>6</b>



In naturally occurring magnesium, there are three isotopes.

### Isotopes of Mg

Atomic symbol	${}^{24}_{12}\text{Mg}$	${}^{25}_{12}\text{Mg}$	${}^{26}_{12}\text{Mg}$
Number of protons	12	12	12
Number of electrons	12	12	12
Mass number	24	25	26
Number of neutrons	12	13	14



### The Modern Periodic Table

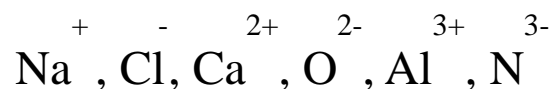
1 1A																	13 3A	14 4A	15 5A	16 6A	17 7A	18 8A
1 H																	5 B	6 C	7 N	8 O	9 F	10 Ne
3 Alkali Metal																	13 Al	14 Si	15 P	16 S	17 Cl	18 Noble Gas
1A	2 Alkali Earth Metal	3 3B	4 4B	5 5B	6 6B	7 7B	8 8B	9 8B	10 8B	11 1B	12 2B	13 Al	14 Si	15 P	16 S	17 Cl	18 Noble Gas					
21 Sc	22 Ti	23 V	24 Cr	25 Mn	26 Fe	27 Co	28 Ni	29 Cu	30 Zn	31 Ga	32 Ge	33 As	34 Se	35 Br	36 Kr							
39 Y	40 Zr	41 Nb	42 Mo	43 Tc	44 Ru	45 Rh	46 Pd	47 Ag	48 Cd	49 In	50 Sn	51 Sb	52 Te	53 I	54 Xe							
55 Cs	56 Ba	57 La	72 Hf	73 Ta	74 W	75 Re	76 Os	77 Ir	78 Pt	79 Au	80 Hg	81 Tl	82 Pb	83 Bi	84 Po	85 At	86 Rn					
87 Fr	88 Ra	89 Ac	104 Rf	105 Db	106 Sg	107 Bh	108 Hs	109 Mt	110 Ds	111 Rg	112	113	114	115	116	(117)	118					

Metals
Metalloids
Nonmetals

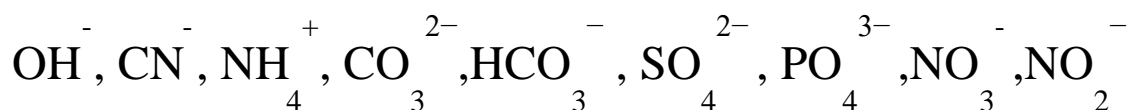
58 Ce	59 Pr	60 Nd	61 Pm	62 Sm	63 Eu	64 Gd	65 Tb	66 Dy	67 Ho	68 Er	69 Tm	70 Yb	71 Lu
90 Th	91 Pa	92 U	93 Np	94 Pu	95 Am	96 Cm	97 Bk	98 Cf	99 Es	100 Fm	101 Md	102 No	103 Lr



A *monatomic ion* contains only one atom



A *polyatomic ion* contains more than one atom



### The names of common polyatomic anions

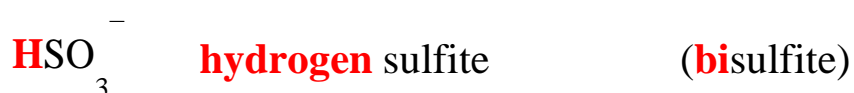
- end in *ate*.



- with **one oxygen less** end in *ite*.



- with hydrogen attached use the prefix *hydrogen* (or *bi*).



## Common Ions Shown on the Periodic Table

1 1A	2 2A												13 3A	14 4A	15 5A	16 6A	17 7A	18 8A
Li <sup>+</sup>														C <sup>4-</sup>	N <sup>3-</sup>	O <sup>2-</sup>	F <sup>-</sup>	
Na <sup>+</sup>	Mg <sup>2+</sup>	3 3B	4 4B	5 5B	6 6B	7 7B	8 8B	9 8B	10 8B	11 1B	12 2B	Al <sup>3+</sup>		P <sup>3-</sup>	S <sup>2-</sup>	Cl <sup>-</sup>		
K <sup>+</sup>	Ca <sup>2+</sup>				Cr <sup>2+</sup> Cr <sup>3+</sup>	Mn <sup>2+</sup> Mn <sup>3+</sup>	Fe <sup>2+</sup> Fe <sup>3+</sup>	Co <sup>2+</sup> Co <sup>3+</sup>	Ni <sup>2+</sup> Ni <sup>3+</sup>	Cu <sup>+</sup> Cu <sup>2+</sup>	Zn <sup>2+</sup>					Se <sup>2-</sup>	Br <sup>-</sup>	
Rb <sup>+</sup>	Sr <sup>2+</sup>									Ag <sup>+</sup>	Cd <sup>2+</sup>		Sn <sup>2+</sup> Sn <sup>4+</sup>		Te <sup>2-</sup>	I <sup>-</sup>		
Cs <sup>+</sup>	Ba <sup>2+</sup>									Au <sup>+</sup> Au <sup>3+</sup>	Hg <sub>2</sub> <sup>2+</sup> Hg <sup>2+</sup>		Pb <sup>2+</sup> Pb <sup>4+</sup>					




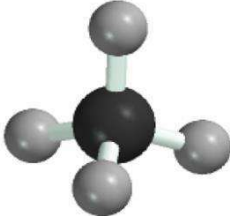

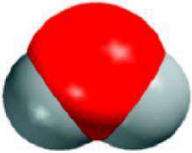
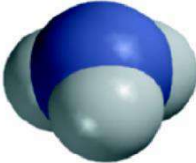
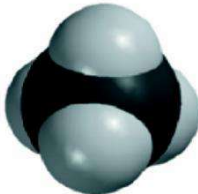
How many protons and electrons are in  ${}_{13}^{27}\text{Al}^{3+}$  ?

13 protons, 10 (13 – 3) electrons

How many protons and electrons are in  ${}_{34}^{78}\text{Se}^{2-}$  ?

34 protons, 36 (34 + 2) electrons

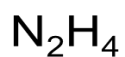
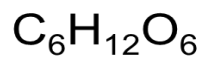
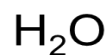
## Formulas and Models

	Hydrogen	Water	Ammonia	Methane
Molecular formula	$H_2$	$H_2O$	$NH_3$	$CH_4$
Structural formula	$H-H$	$H-O-H$	$\begin{array}{c} H-N-H \\   \\ H \end{array}$	$\begin{array}{c} H \\   \\ H-C-H \\   \\ H \end{array}$
Ball-and-stick model				
Space-filling model				

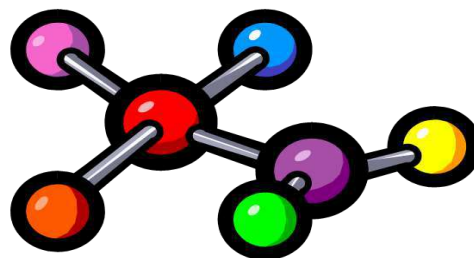
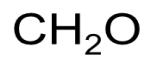
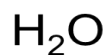
A **molecular formula** shows the exact number of atoms of each element in the smallest unit of a substance

An **empirical formula** shows the simplest whole-number ratio of the atoms in a substance

### molecular



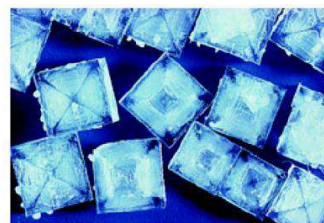
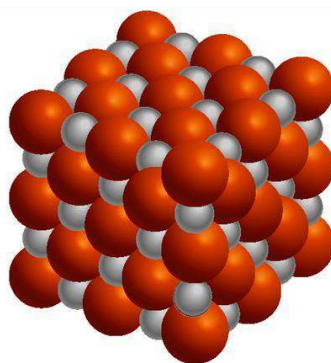
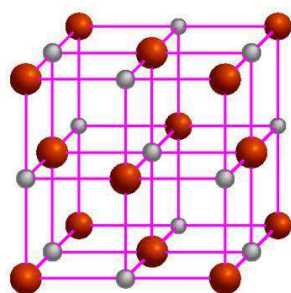
### empirical



**ionic compounds** consist of a combination of cations and an anions

- The formula is usually the same as the empirical formula
- The sum of the charges on the cation(s) and anion(s) in each formula unit must equal zero

The ionic compound NaCl

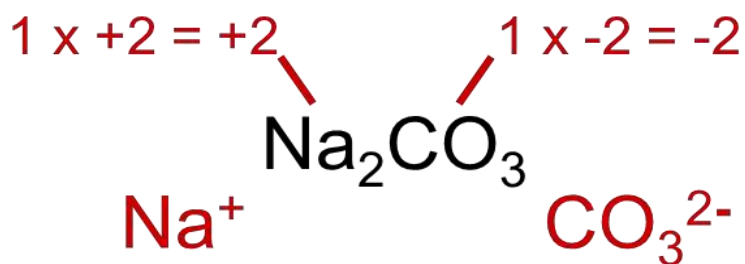
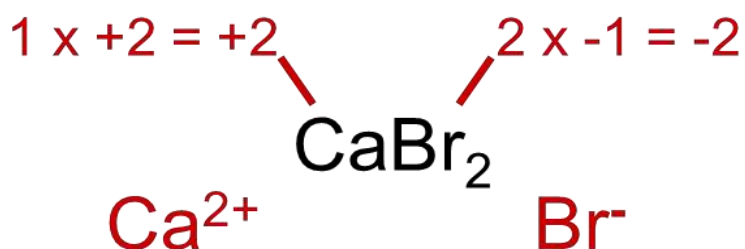
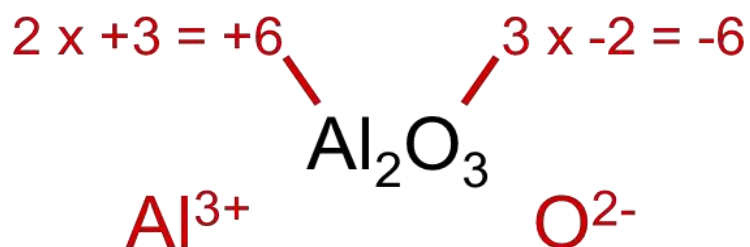


1A	2A																			3A	4A	5A	6A	7A	8A	
Li																				Al			N	O	F	
Na	Mg																						S	Cl		
K	Ca																							Br		
Rb	Sr																							I		
Cs	Ba																									

The most reactive **metals** (green) and the most reactive **nonmetals** (blue) combine to form ionic compounds.



# Formula of Ionic Compounds



# Chemical Nomenclature

- **Ionic Compounds**

- Most are binary compounds, some are ternary compounds
- Often a metal + nonmetal
- Anion (nonmetal), add “ide” to element name



barium chloride



potassium oxide



magnesium hydroxide

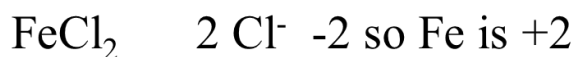


potassium nitrate

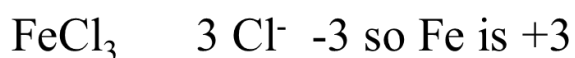
- Transition metal ionic compounds

- indicate charge on metal with **Roman numerals**

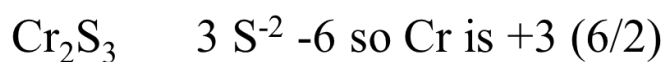
+1	+2	+3	+4	+5
(I)	(II)	(III)	(IV)	(V)



iron(II) chloride



iron(III) chloride



chromium(III) sulfide



<b>Element</b>	<b>Possible Ions Name of Ion</b>	
<b>Chromium</b>	<b>Cr<sup>2+</sup></b>	<b>chromium(II)</b>
	<b>Cr<sup>3+</sup></b>	<b>chromium(III)</b>
<b>Copper</b>	<b>Cu<sup>+</sup></b>	<b>copper(I)</b>
	<b>Cu<sup>2+</sup></b>	<b>copper(II)</b>
<b>Gold</b>	<b>Au<sup>+</sup></b>	<b>gold(I)</b>
	<b>Au<sup>3+</sup></b>	<b>gold(III)</b>
<b>Iron</b>	<b>Fe<sup>2+</sup></b>	<b>iron(II)</b>
	<b>Fe<sup>3+</sup></b>	<b>iron(III)</b>
<b>Lead</b>	<b>Pb<sup>2+</sup></b>	<b>lead(II)</b>
	<b>Pb<sup>4+</sup></b>	<b>lead(IV)</b>

<b>FeCl<sub>2</sub></b>	<b>iron(II) chloride</b>
<b>FeCl<sub>3</sub></b>	<b>iron(III) chloride</b>
<b>Cu<sub>2</sub>S</b>	<b>copper(I) sulfide</b>
<b>CuCl<sub>2</sub></b>	<b>copper(II) chloride</b>
<b>SnCl<sub>2</sub></b>	<b>tin(II) chloride</b>
<b>PbBr<sub>4</sub></b>	<b>lead(IV) bromide</b>

**TABLE 2.2**

The “-ide” Nomenclature of Some Common Monatomic Anions According to Their Positions in the Periodic Table

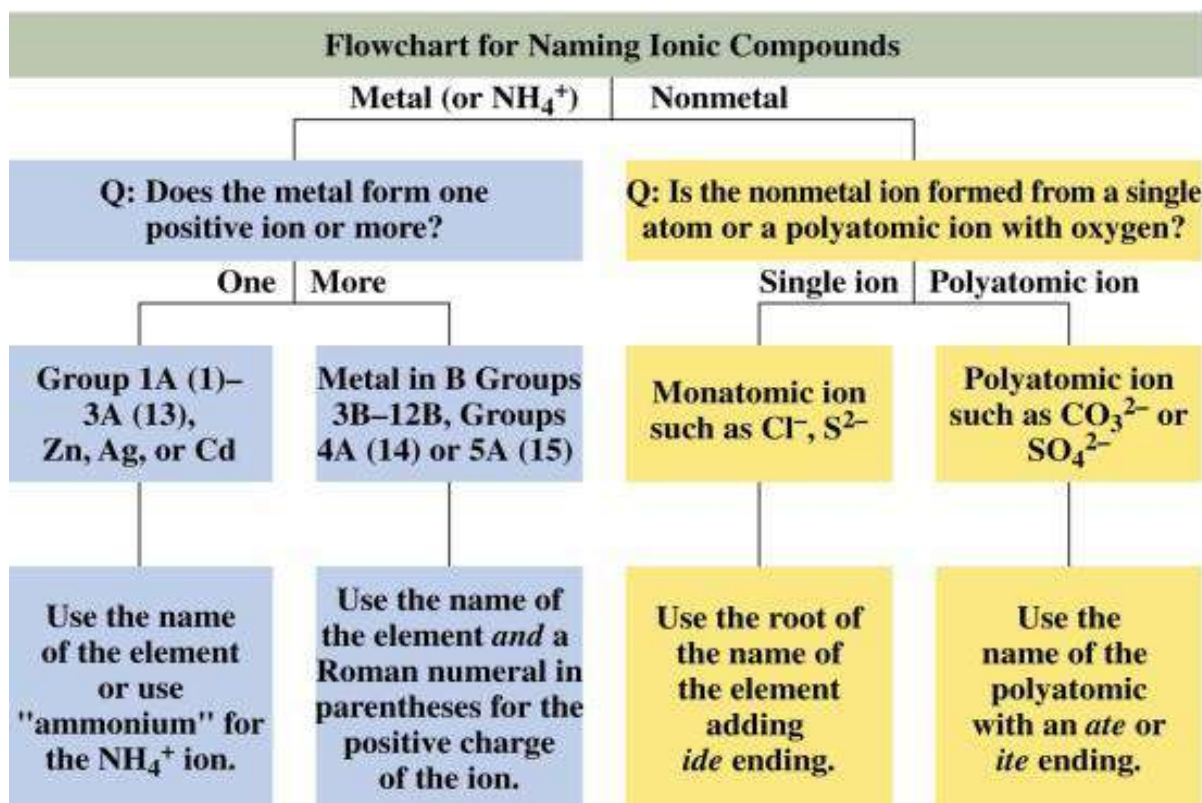
<b>Group 4A</b>	<b>Group 5A</b>	<b>Group 6A</b>	<b>Group 7A</b>
C carbide (C <sup>4-</sup> )*	N nitride (N <sup>3-</sup> )	O oxide (O <sup>2-</sup> )	F fluoride (F <sup>-</sup> )
Si silicide (Si <sup>4-</sup> )	P phosphide (P <sup>3-</sup> )	S sulfide (S <sup>2-</sup> )	Cl chloride (Cl <sup>-</sup> )
		Se selenide (Se <sup>2-</sup> )	Br bromide (Br <sup>-</sup> )
		Te telluride (Te <sup>2-</sup> )	I iodide (I <sup>-</sup> )

\*The word “carbide” is also used for the anion C<sub>2</sub><sup>2-</sup>.

**TABLE 2.3** Names and Formulas of Some Common Inorganic Cations and Anions

Cation	Anion
aluminum ( $\text{Al}^{3+}$ )	bromide ( $\text{Br}^-$ )
ammonium ( $\text{NH}_4^+$ )	carbonate ( $\text{CO}_3^{2-}$ )
barium ( $\text{Ba}^{2+}$ )	chlorate ( $\text{ClO}_3^-$ )
cadmium ( $\text{Cd}^{2+}$ )	chloride ( $\text{Cl}^-$ )
calcium ( $\text{Ca}^{2+}$ )	chromate ( $\text{CrO}_4^{2-}$ )
cesium ( $\text{Cs}^+$ )	cyanide ( $\text{CN}^-$ )
chromium(III) or chromic ( $\text{Cr}^{3+}$ )	dichromate ( $\text{Cr}_2\text{O}_7^{2-}$ )
cobalt(II) or cobaltous ( $\text{Co}^{2+}$ )	dihydrogen phosphate ( $\text{H}_2\text{PO}_4^-$ )
copper(I) or cuprous ( $\text{Cu}^+$ )	fluoride ( $\text{F}^-$ )
copper(II) or cupric ( $\text{Cu}^{2+}$ )	hydride ( $\text{H}^-$ )
hydrogen ( $\text{H}^+$ )	hydrogen carbonate or bicarbonate ( $\text{HCO}_3^-$ )
iron(II) or ferrous ( $\text{Fe}^{2+}$ )	hydrogen phosphate ( $\text{HPO}_4^{2-}$ )
iron(III) or ferric ( $\text{Fe}^{3+}$ )	hydrogen sulfate or bisulfate ( $\text{HSO}_4^-$ )
lead(II) or plumbous ( $\text{Pb}^{2+}$ )	hydroxide ( $\text{OH}^-$ )
lithium ( $\text{Li}^+$ )	iodide ( $\text{I}^-$ )
magnesium ( $\text{Mg}^{2+}$ )	nitrate ( $\text{NO}_3^-$ )
manganese(II) or manganous ( $\text{Mn}^{2+}$ )	nitride ( $\text{N}^{3-}$ )
mercury(I) or mercurous ( $\text{Hg}_2^{2+}$ )*	nitrite ( $\text{NO}_2^-$ )
mercury(II) or mercuric ( $\text{Hg}^{2+}$ )	oxide ( $\text{O}^{2-}$ )
potassium ( $\text{K}^+$ )	permanganate ( $\text{MnO}_4^-$ )
rubidium ( $\text{Rb}^+$ )	peroxide ( $\text{O}_2^{2-}$ )
silver ( $\text{Ag}^+$ )	phosphate ( $\text{PO}_4^{3-}$ )
sodium ( $\text{Na}^+$ )	sulfate ( $\text{SO}_4^{2-}$ )
strontium ( $\text{Sr}^{2+}$ )	sulfide ( $\text{S}^{2-}$ )
tin(II) or stannous ( $\text{Sn}^{2+}$ )	sulfite ( $\text{SO}_3^{2-}$ )
zinc ( $\text{Zn}^{2+}$ )	thiocyanate ( $\text{SCN}^-$ )

\*Mercury(I) exists as a pair as shown.



- **Molecular compounds**

- Nonmetals or nonmetals + metalloids
- Common names
  - H<sub>2</sub>O, NH<sub>3</sub>, CH<sub>4</sub>,
- Element furthest to the left in a period and closest to the bottom of a group on periodic table is placed first in formula
- If more than one compound can be formed from the same elements, use prefixes to indicate number of each kind of atom
- Last element name ends in *ide*

**TABLE 2.4**

**Greek Prefixes Used in Naming Molecular Compounds**

Prefix	Meaning
mono-	1
di-	2
tri-	3
tetra-	4
penta-	5
hexa-	6
hepta-	7
octa-	8
nona-	9
deca-	10

## Molecular Compounds

HI hydrogen iodide

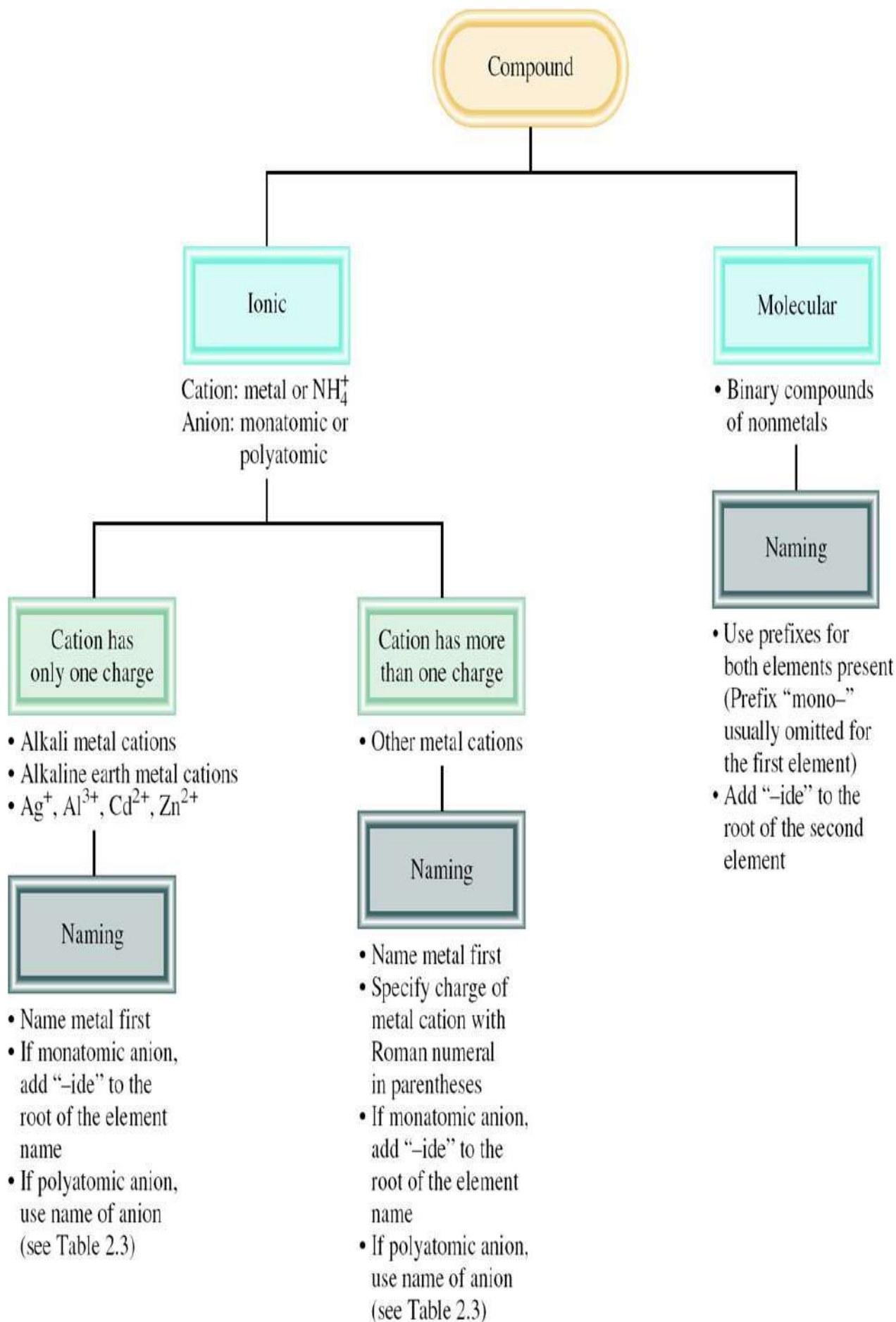
NF<sub>3</sub> nitrogen trifluoride

SO<sub>2</sub> sulfur dioxide

N<sub>2</sub>Cl<sub>4</sub> dinitrogen tetrachloride

NO<sub>2</sub> nitrogen dioxide

N<sub>2</sub>O dinitrogen monoxide



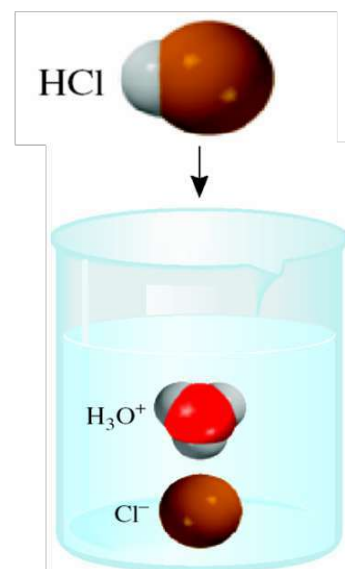


An **acid** can be defined as a substance that yields hydrogen ions ( $H^+$ ) when dissolved in water.

For example: HCl gas and HCl in water

- Pure substance, hydrogen chloride

- Dissolved in water ( $H_3O^+$  and  $Cl^-$ ), hydrochloric acid



**TABLE 2.5** Some Simple Acids

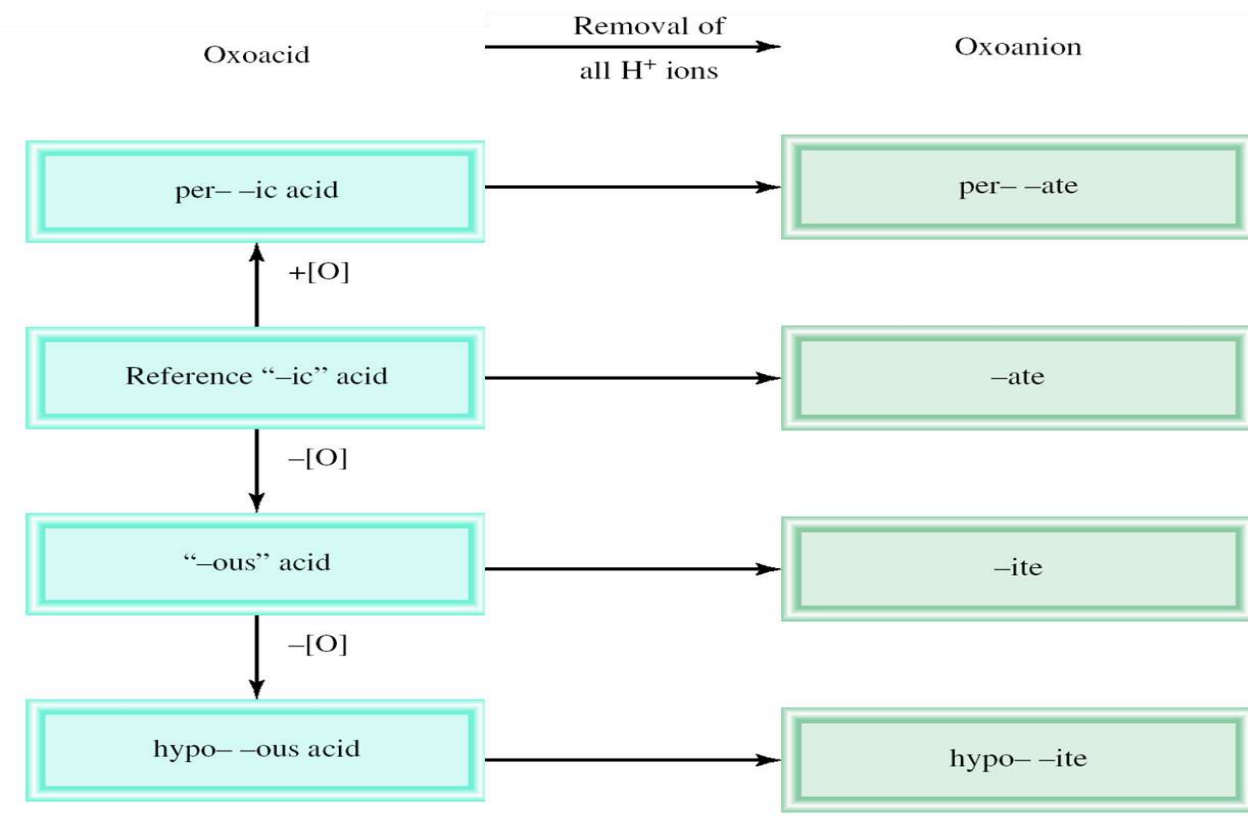
Anion	Corresponding Acid
$F^-$ (fluoride)	HF (hydrofluoric acid)
$Cl^-$ (chloride)	HCl (hydrochloric acid)
$Br^-$ (bromide)	HBr (hydrobromic acid)
$I^-$ (iodide)	HI (hydroiodic acid)
$CN^-$ (cyanide)	HCN (hydrocyanic acid)
$S^{2-}$ (sulfide)	$H_2S$ (hydrosulfuric acid)

An **oxoacid** is an acid that contains hydrogen, oxygen, and another element (the central element).

$\text{HNO}_3$	nitric acid
$\text{HNO}_2$	nitrous acid
$\text{H}_2\text{SO}_4$	sulfuric acid
$\text{H}_2\text{SO}_3$	sulfurous acid
$\text{H}_2\text{CO}_3$	carbonic acid
$\text{H}_3\text{PO}_4$	phosphoric acid



### Naming Oxoacids and Oxoanions



The rules for naming *oxoanions*, *anions of oxoacids*, are as follows:

1. When all the H ions are removed from the “-ic” acid, the anion’s name ends with “-ate.”
2. When all the H ions are removed from the “-ous” acid, the anion’s name ends with “-ite.”
3. The names of anions in which one or more but not all the hydrogen ions have been removed must indicate the number of H ions present.

For example:

- $\text{H}_2\text{PO}_4^-$  dihydrogen phosphate
- $\text{HPO}_4^{2-}$  hydrogen phosphate
- $\text{PO}_4^{3-}$  phosphate

**TABLE 2.6** Names of Oxoacids and Oxoanions That Contain Chlorine

Acid	Anion
$\text{HClO}_4$ (perchloric acid)	$\text{ClO}_4^-$ (perchlorate)
$\text{HClO}_3$ (chloric acid)	$\text{ClO}_3^-$ (chlorate)
$\text{HClO}_2$ (chlorous acid)	$\text{ClO}_2^-$ (chlorite)
$\text{HClO}$ (hypochlorous acid)	$\text{ClO}^-$ (hypochlorite)

A *base* can be defined as a substance that yields hydroxide ions ( $\text{OH}^-$ ) when dissolved in water.

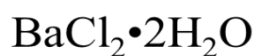
$\text{NaOH}$  sodium hydroxide

$\text{KOH}$  potassium hydroxide

$\text{Ba}(\text{OH})_2$  barium hydroxide



**Hydrates** are compounds that have a specific number of water molecules attached to them.



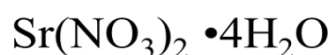
barium chloride dihydrate



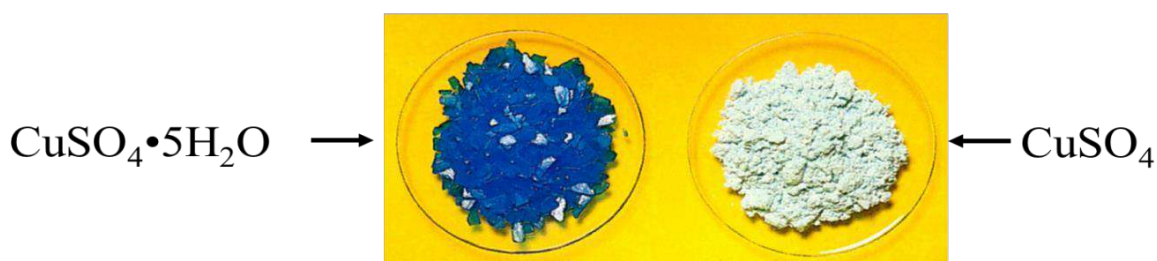
lithium chloride monohydrate



magnesium sulfate heptahydrate



strontium nitrate tetrahydrate




**TABLE 2.7** Common and Systematic Names of Some Compounds

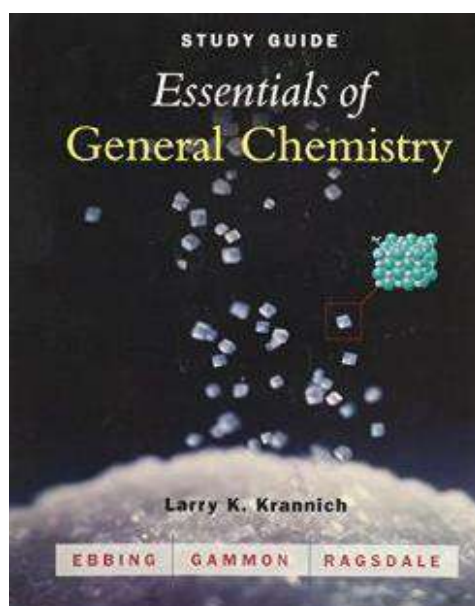
Formula	Common Name	Systematic Name
$\text{H}_2\text{O}$	Water	Dihydrogen monoxide
$\text{NH}_3$	Ammonia	Trihydrogen nitride
$\text{CO}_2$	Dry ice	Solid carbon dioxide
$\text{NaCl}$	Table salt	Sodium chloride
$\text{N}_2\text{O}$	Laughing gas	Dinitrogen monoxide
$\text{CaCO}_3$	Marble, chalk, limestone	Calcium carbonate
$\text{CaO}$	Quicklime	Calcium oxide
$\text{Ca}(\text{OH})_2$	Slaked lime	Calcium hydroxide
$\text{NaHCO}_3$	Baking soda	Sodium hydrogen carbonate
$\text{Na}_2\text{CO}_3 \cdot 10\text{H}_2\text{O}$	Washing soda	Sodium carbonate decahydrate
$\text{MgSO}_4 \cdot 7\text{H}_2\text{O}$	Epsom salt	Magnesium sulfate heptahydrate
$\text{Mg}(\text{OH})_2$	Milk of magnesia	Magnesium hydroxide
$\text{CaSO}_4 \cdot 2\text{H}_2\text{O}$	Gypsum	Calcium sulfate dihydrate

### Lecture References :

1. Raymond Chang ,General Chemistry, McGraw Hill 9th ed., 2007.

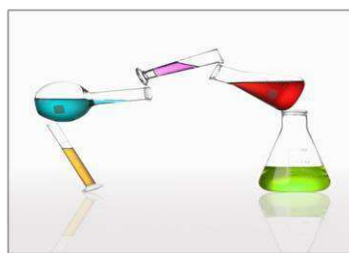


2. Essentials of General Chemistry By D.D.Ebbing, S.D.Gammon, and R.O.Ragsdale, 2003, Houghton Mifflin Company, New York.



## LECTURE 3

### Mass Relationships in Chemical Reactions



3.1 Atomic Mass

3.2 Molar mass and Avogadro's Number

3.3 Molecular Mass

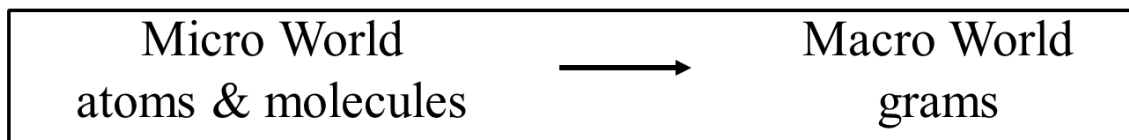
3.4 Percent Composition of Compounds

3.5 Chemical Reactions and Chemical Equations

3.6 Amounts of Reactants and Products


3.7 Limiting Reagents

3.8 Reaction Yield



**Atomic mass** is the mass of an atom in atomic mass units (amu)

One **atomic mass unit** is a mass of one-twelfth of the mass of one carbon-12 atom.



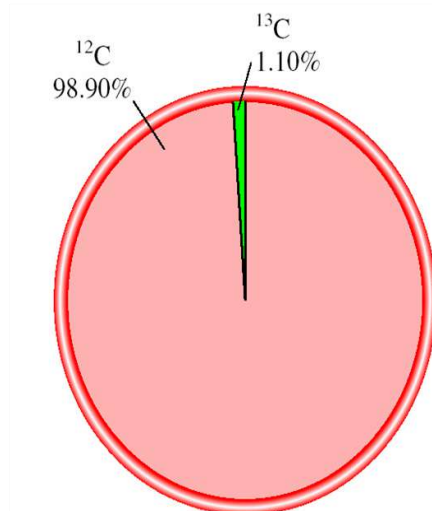
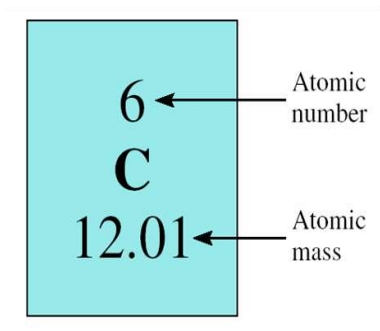
By definition:  
1 atom  $^{12}\text{C}$  “weighs” 12 amu

On this scale

$$^1\text{H} = 1.00794 \text{ amu}$$

$$^{16}\text{O} = 15.9994 \text{ amu}$$


The **average atomic mass** is the weighted average of all of the naturally occurring isotopes of the element.



Natural lithium is:

7.42%  ${}^6\text{Li}$  (6.015 amu)

92.58%  ${}^7\text{Li}$  (7.016 amu)



*Average atomic mass* of lithium:



$$\frac{7.42 \times 6.015 + 92.58 \times 7.016}{100} = 6.941 \text{ amu}$$

1 1A 1 H 1.008	2 2A 2 He 4.003											13 3A 13 Al 26.98	14 4A 14 Si 28.09	15 5A 15 P 30.97	16 6A 16 S 32.07	17 7A 17 Cl 35.45	18 8A 18 Ar 39.95
3 Li 6.941	4 Be 9.012											5 B 10.81	6 C 12.01	7 N 14.01	8 O 16.00	9 F 19.00	10 Ne 20.18
11 Na 22.99	12 Mg 24.31	3 3B	4 4B	5 5B	6 6B	7 7B	8 8B	9 8B	10 8B	11 1B	12 2B	13 Al 26.98	14 Si 28.09	15 P 30.97	16 S 32.07	17 Cl 35.45	18 Ar 39.95
19 K 39.10	20 Ca 40.08	21 Sc 44.96	22 Ti 47.88	23 V 50.94	24 Cr 52.00	25 Mn 54.94	26 Fe 55.85	27 Co 58.93	28 Ni 58.69	29 Cu 63.55	30 Zn 65.39	31 Ga 69.72	32 Ge 72.59	33 As 74.92	34 Se 78.96	35 Br 79.90	36 Kr 83.80
37 Rb 85.47	38 Sr 87.62	39 Y 88.91	40 Zr 91.22	41 Nb 92.91	42 Mo 95.94	43 Tc (98)	44 Ru 101.1	45 Rh 102.9	46 Pd 106.4	47 Ag 107.9	48 Cd 112.4	49 In 114.8	50 Sn 118.7	51 Sb 121.8	52 Te 127.6	53 I 126.9	54 Xe 131.3
55 Cs 132.9	56 Ba 137.3	57 La 138.9	72 Hf 178.5	73 Ta 180.9	74 W 183.9	75 Re 186.2	76 Os 190.2	77 Ir 192.2	78 Pt 195.1	79 Au 197.0	80 Hg 200.6	81 Tl 204.4	82 Pb 207.2	83 Bi 209.0	84 Po (210)	85 At (210)	86 Rn (222)
87 Fr (223)	88 Ra (226)	89 Ac (227)	104 Rf (257)	105 Ha (260)	106 Sg (263)	107 Ns (262)	108 Hs (265)	109 Mt (266)	110	111	112						

Metals	58 Ce 140.1	59 Pr 140.9	60 Nd 144.2	61 Pm (147)	62 Sm 150.4	63 Eu 152.0	64 Gd 157.3	65 Tb 158.9	66 Dy 162.5	67 Ho 164.9	68 Er 167.3	69 Tm 168.9	70 Yb 173.0	71 Lu 175.0
Metalloids	90 Th 232.0	91 Pa (231)	92 U 238.0	93 Np (237)	94 Pu (242)	95 Am (243)	96 Cm (247)	97 Bk (247)	98 Cf (249)	99 Es (254)	100 Fm (253)	101 Md (256)	102 No (254)	103 Lr (257)
Nonmetals														



# One-Mole Quantities



The mole (mol) is the amount of a substance that contains as many elementary entities (atoms, ions or molecules) as there are atoms in exactly 12 grams of <sup>12</sup>C.

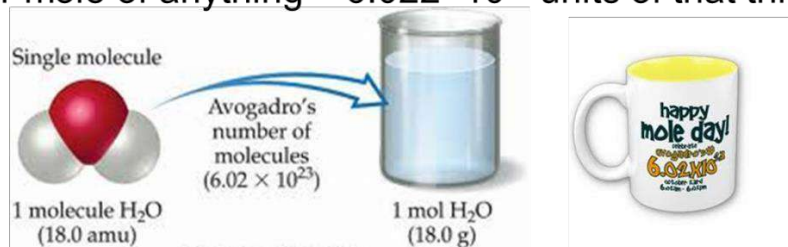
$$1 \text{ mol} = N_A = 6.0221367 \times 10^{23}$$

Avogadro's number ( $N_A$ )


<u>1 mole</u>	<u>Number of Atoms</u>
1 mole C	= $6.02 \times 10^{23}$ C atoms
1 mole Na <sup>+</sup>	= $6.02 \times 10^{23}$ Na <sup>+</sup> ions
1 mole H <sub>2</sub> O	= $6.02 \times 10^{23}$ H <sub>2</sub> O molecules



➔ 1 mole of anything =  $6.022 \times 10^{23}$  units of that thing



Molar mass is the mass of 1 mole of units (atoms/molecules) in grams.



$1 \text{ mol } ^{12}\text{C atoms} = 6.022 \times 10^{23} \text{ atoms}$   
 $1 \text{ } ^{12}\text{C atom} = 12.00 \text{ amu}$   
 $1 \text{ amu} = 1.661 \times 10^{-24}\text{g}$   
 $1 \text{ mol } ^{12}\text{C atoms} = 12.00 \text{ g } ^{12}\text{C}$   
 $1 \text{ mol lithium atoms} = 6.941 \text{ g of Li}$

3  
**Li**  
6.941

$6.022 \times 10^{23} \text{ atoms C}$

↕

1 mol C atoms

↕

12.01 g C atoms

For any element  
atomic mass (amu) =  
molar mass (grams)

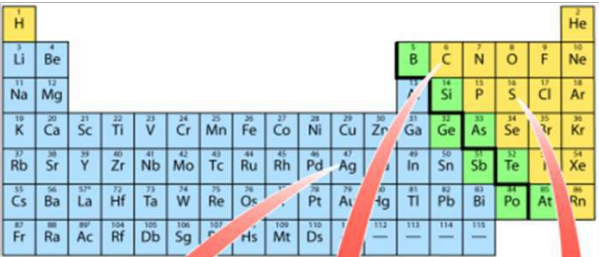
## Molar Mass from Periodic Table

Atomic symbol    Atomic number

12  
**Mg**  
24.305

Atomic mass (weight)  
= 24.305 amu (mass of average atom)  
= 24.305 g (mass of a mole of atoms)

**Molar mass** is the atomic mass expressed in grams.



47  
**Ag**  
107.9

1 mole Ag = 107.9 g

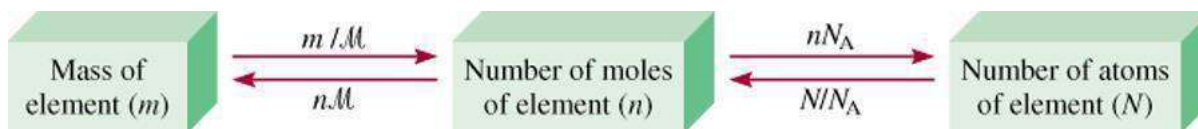
6  
**C**  
12.01

1 mole C = 12.01 g

16  
**S**  
32.07

1 mole S = 32.07 g

1 **mol** of C contains  $6.022 \times 10^{23}$  C atoms and has a mass of 12.01 g (**molar mass**)



$M$  = molar mass in g/mol

$N_A$  = Avogadro's number

## Do You Understand Molar Mass?

How many atoms are in 0.551 g of potassium (K) ?

1 mol of K = 39.10 g of K

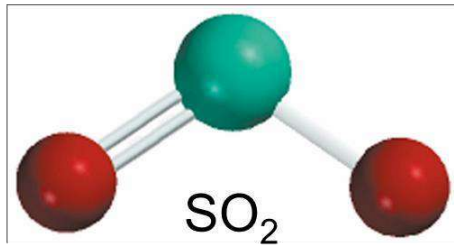
1 mol of K =  $6.022 \times 10^{23}$  atoms of K

$$0.551 \text{ g K} \times \frac{1 \text{ mol K}}{39.10 \text{ g K}} \times \frac{6.022 \times 10^{23} \text{ atoms K}}{1 \text{ mol K}} =$$

$8.49 \times 10^{21}$  atoms of K



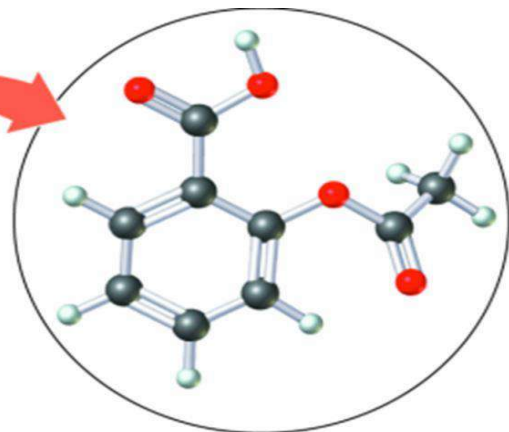
**Molecular mass** (or molecular weight) is the sum of the atomic masses (in amu) in a molecule.



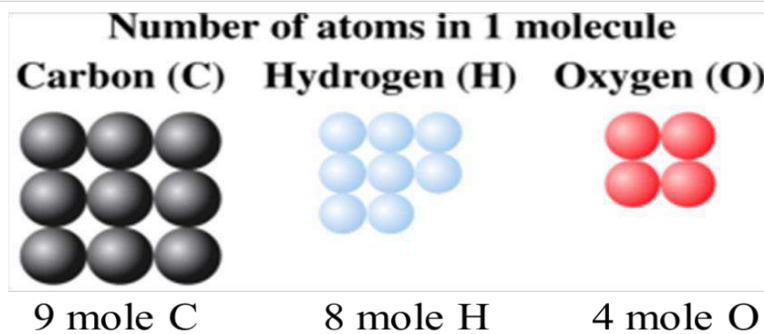
1S	32.07 amu
2O	<u>+ 2 x 16.00 amu</u>
SO <sub>2</sub>	64.07 amu

For any molecule  
**molecular mass in amu = molar mass in grams**

1 molecule of SO<sub>2</sub> weighs 64.07 amu  
 1 mole of SO<sub>2</sub> weighs 64.07 g



Aspirin C<sub>9</sub>H<sub>8</sub>O<sub>4</sub>



## Do You Understand Molecular Mass?

How many H atoms are in 72.5 g of  $C_3H_8O$  ?

moles of  $C_3H_8O = 72.5 \text{ g} / 60.095 \text{ g/mol} = 1.21 \text{ mol}$

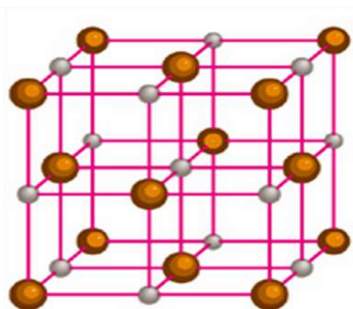
1 mol  $C_3H_8O$  molecules contains 8 mol H atoms

1 mol of H atoms is  $6.022 \times 10^{23}$  H atoms

$$\cancel{72.5 \text{ g } C_3H_8O} \times \frac{\cancel{1 \text{ mol } C_3H_8O}}{\cancel{60 \text{ g } C_3H_8O}} \times \frac{\cancel{8 \text{ mol H atoms}}}{\cancel{1 \text{ mol } C_3H_8O}} \times \frac{6.022 \times 10^{23} \text{ H atoms}}{\cancel{1 \text{ mol H atoms}}} =$$
$$5.82 \times 10^{24} \text{ H atoms}$$

- Steps:
1. Convert **grams of  $C_3H_8O$**  to **moles of  $C_3H_8O$** .
  2. Convert **moles of  $C_3H_8O$**  to **moles of H atoms**.
  3. Convert **moles of H atoms** to **number of H atoms**.

**Formula mass** is the sum of the atomic masses (in amu) in a formula unit of an ionic compound.



NaCl

1Na	22.99 amu
1Cl	+ 35.45 amu
NaCl	<u>58.44 amu</u>

For any ionic compound  
formula mass (amu) = molar mass (grams)

1 formula unit of NaCl = 58.44 amu

1 mole of NaCl = 58.44 g of NaCl

# Do You Understand Formula Mass?

What is the formula mass of  $\text{Ca}_3(\text{PO}_4)_2$  ?

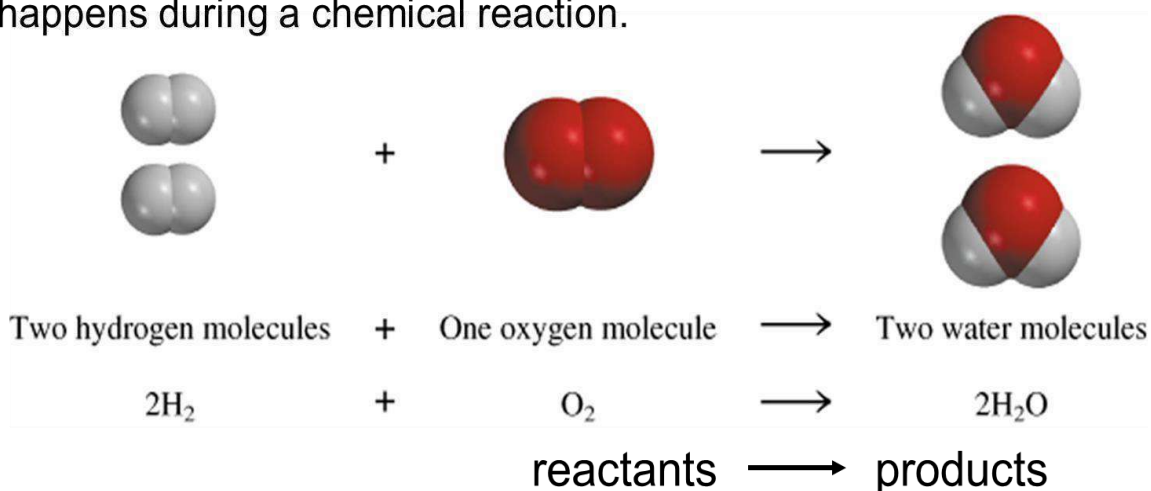
1 formula unit of  $\text{Ca}_3(\text{PO}_4)_2$

$$\begin{array}{r} 3 \text{ Ca} \quad 3 \times 40.08 \text{ g/mol} \\ 2 \text{ P} \quad 2 \times 30.97 \text{ g/mol} \\ 8 \text{ O} \quad + \quad 8 \times 16.00 \text{ g/mol} \\ \hline 310.18 \text{ g/mol} \end{array}$$

Units of grams per mole are the most practical for chemical calculations!

A process in which one or more substances is changed into one or more new substances is a **chemical reaction**.

A **chemical equation** uses chemical symbols to show what happens during a chemical reaction.



In a **balanced chemical reaction**

- atoms are not gained or lost.
- the number of reactant atoms is equal to the number of product atoms.

## Percent Composition and Empirical Formulas

Mass percent

↓ Convert to grams and divide by molar mass

Moles of each element

↓ Divide by the smallest number of moles

Mole ratios of elements

↓ Change to integer subscripts

Empirical formula

$$n_{\text{K}} = 0.6330, n_{\text{Mn}} = 0.6329, n_{\text{O}} = 2.532$$

$$\text{K} : \frac{0.6330}{0.6329} \approx 1.0$$

$$\text{Mn} : \frac{0.6329}{0.6329} = 1.0$$

$$\text{O} : \frac{2.532}{0.6329} \approx 4.0$$



## Percent Composition and Empirical Formulas

Mass percent

↓ Convert to grams and divide by molar mass

Moles of each element

↓ Divide by the smallest number of moles

Mole ratios of elements

↓ Change to integer subscripts

Empirical formula

Determine the empirical formula of a compound that has the following percent composition by mass:

K 24.75%, Mn 34.77%, O 40.51% percent.

$$n_{\text{K}} = 24.75 \text{ g K} \times \frac{1 \text{ mol K}}{39.10 \text{ g K}} = 0.6330 \text{ mol K}$$

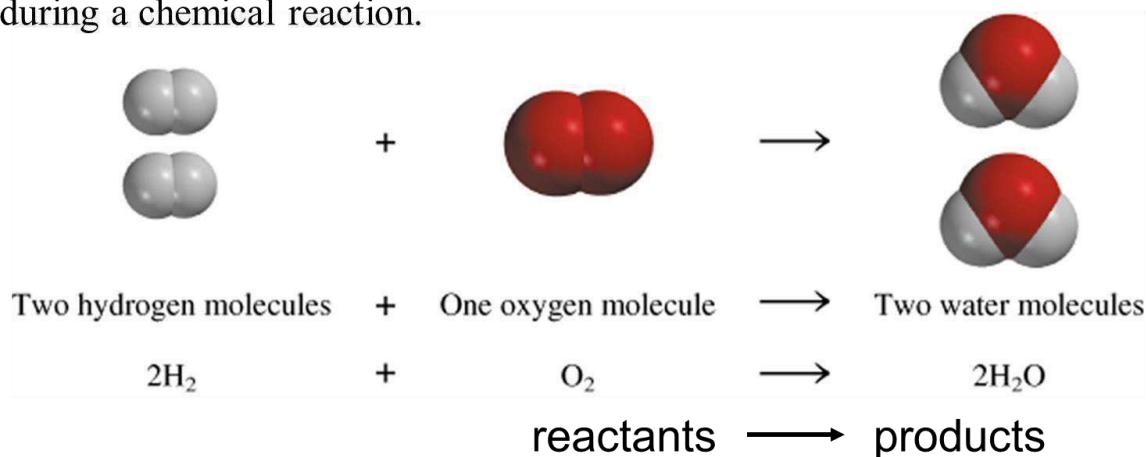
$$n_{\text{Mn}} = 34.77 \text{ g Mn} \times \frac{1 \text{ mol Mn}}{54.94 \text{ g Mn}} = 0.6329 \text{ mol Mn}$$

$$n_{\text{O}} = 40.51 \text{ g O} \times \frac{1 \text{ mol O}}{16.00 \text{ g O}} = 2.532 \text{ mol O}$$

To begin, assume for simplicity that you have 100 g of compound!

A process in which one or more substances is changed into one or more new substances is a **chemical reaction**.

A **chemical equation** uses chemical symbols to show what happens during a chemical reaction.

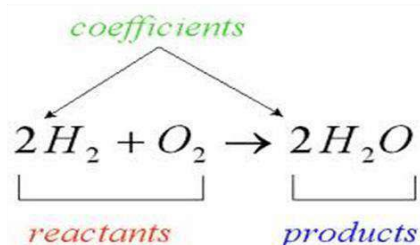


In a **balanced chemical reaction**

- atoms are not gained or lost.
- the number of reactant atoms is equal to the number of product atoms.

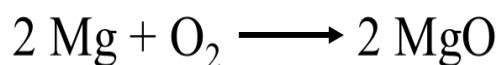
**Symbols** used in chemical equations show

- the states of the reactants.
- the states of the products.
- the reaction conditions.



<b>Symbol</b>	<b>Meaning</b>
+	<b>Separates two or more formulas</b>
→	<b>Reacts to form products</b>
$\Delta$	<b>The reactants are heated</b>
(s)	<b>Solid</b>
(l)	<b>Liquid</b>
(g)	<b>Gas</b>
(aq)	<b>Aqueous</b>

## How to “Read” Chemical Equations



2 atoms Mg + 1 molecule O<sub>2</sub> makes 2 formula units MgO

2 moles Mg + 1 mole O<sub>2</sub> makes 2 moles MgO

48.6 grams Mg + 32.0 grams O<sub>2</sub> makes 80.6 g MgO

2 grams Mg + 1 gram O<sub>2</sub> makes 2 g MgO

## Balancing Chemical Equations

1. Write the **correct** formula(s) for the reactants on the left side and the **correct** formula(s) for the product(s) on the right side of the equation.

Ethane reacts with oxygen to form carbon dioxide and water



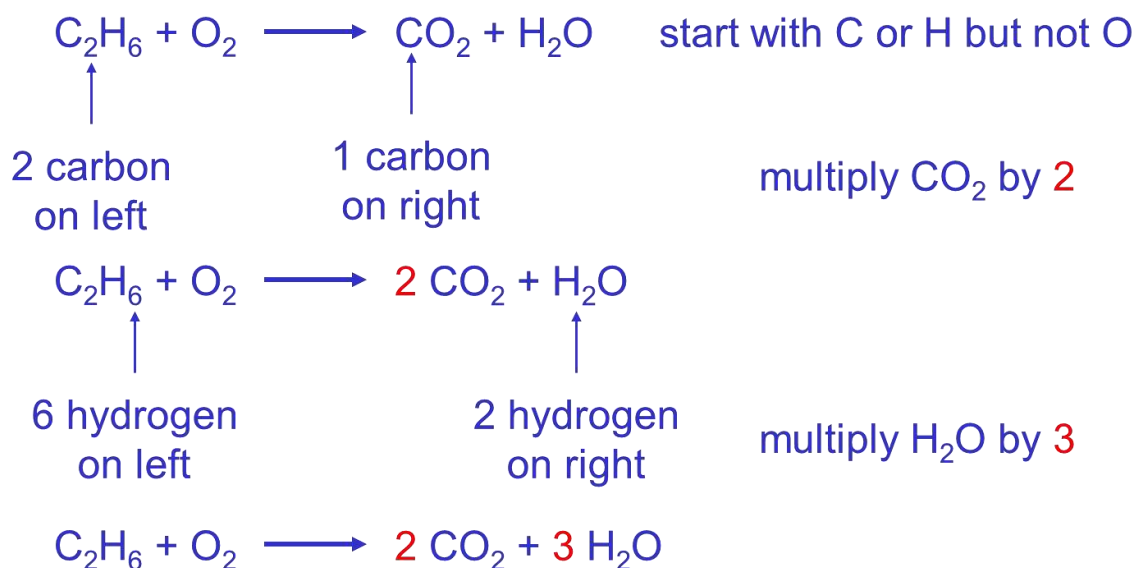
2. Change the numbers in front of the formulas (*coefficients*) to make the number of atoms of each element the same on both sides of the equation. Do not change the subscripts.





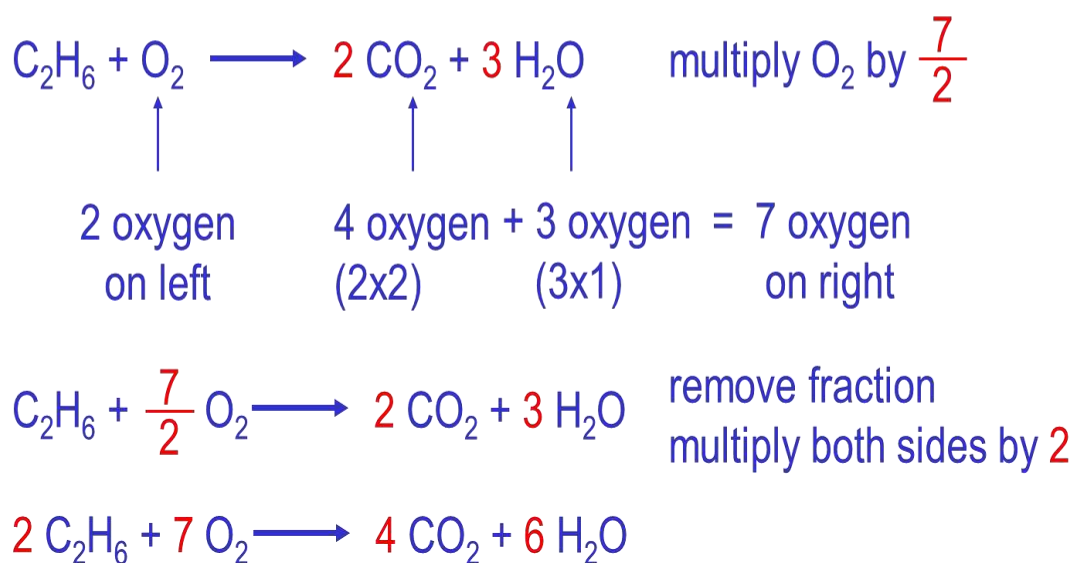
## Balancing Chemical Equations

3. Start by balancing those elements that appear in only one reactant and one product.



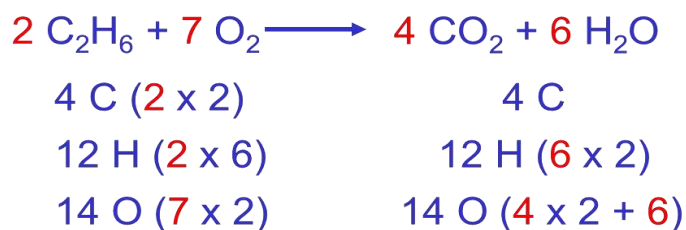
## Balancing Chemical Equations

4. Balance those elements that appear in two or more reactants or products.




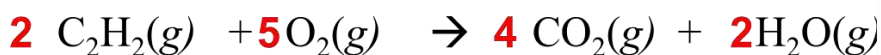
## Balancing Chemical Equations

5. Check to make sure that you have the same number of each type of atom on both sides of the equation.



Reactants	Products
4 C	4 C
12 H	12 H
14 O	14 O

Acetylene gas  $\text{C}_2\text{H}_2$  burns in the oxyacetylene torch for welding. How many grams of  $\text{C}_2\text{H}_2$  are burned if the reaction produces 75.0 g  $\text{CO}_2$ ?

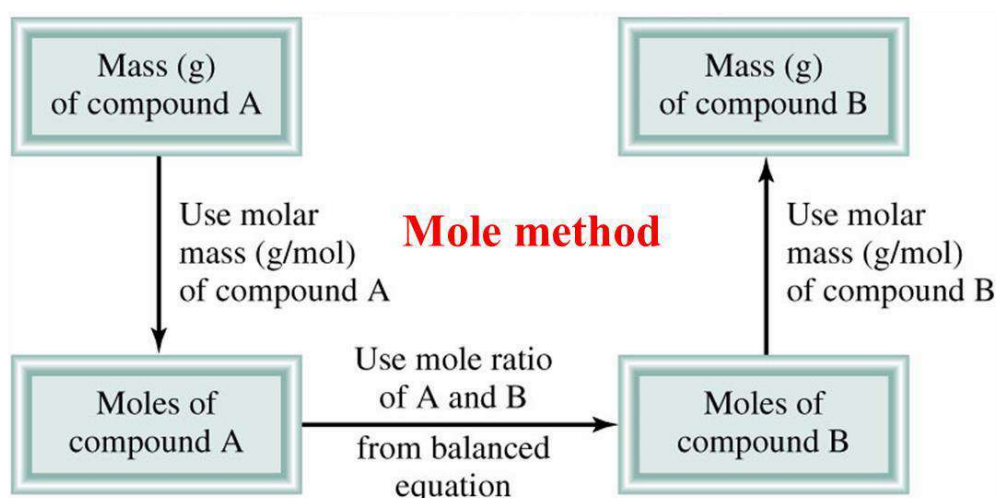


$$75.0 \text{ g } \cancel{\text{CO}_2} \times \frac{1 \text{ mole } \cancel{\text{CO}_2}}{44.0 \text{ g } \cancel{\text{CO}_2}} \times \frac{2 \text{ moles } \cancel{\text{C}_2\text{H}_2}}{4 \text{ moles } \cancel{\text{CO}_2}} \times \frac{26.0 \text{ g } \cancel{\text{C}_2\text{H}_2}}{1 \text{ mole } \cancel{\text{C}_2\text{H}_2}}$$

$$= 22.2 \text{ g } \text{C}_2\text{H}_2$$



**Stoichiometry** – Quantitative study of reactants and products in a chemical reaction



1. Write the **balanced chemical equation**.
2. Convert quantities of **known** substances into **moles**.
3. Use **coefficients** in balanced equation to calculate the number of **moles of the sought quantity**.
4. Convert moles of sought quantity into the **desired units**.

Methanol burns in air according to the equation



If 209 g of methanol are used up in the combustion, what mass of water is produced?

grams  $\text{CH}_3\text{OH}$   $\longrightarrow$  moles  $\text{CH}_3\text{OH}$   $\longrightarrow$  moles  $\text{H}_2\text{O}$   $\longrightarrow$  grams  $\text{H}_2\text{O}$

$$209 \text{ g } \cancel{\text{CH}_3\text{OH}} \times \frac{1 \text{ mol } \cancel{\text{CH}_3\text{OH}}}{32.0 \text{ g } \cancel{\text{CH}_3\text{OH}}} \times \frac{4 \text{ mol } \text{H}_2\text{O}}{2 \text{ mol } \cancel{\text{CH}_3\text{OH}}} \times \frac{18.0 \text{ g } \text{H}_2\text{O}}{1 \text{ mol } \cancel{\text{H}_2\text{O}}} =$$

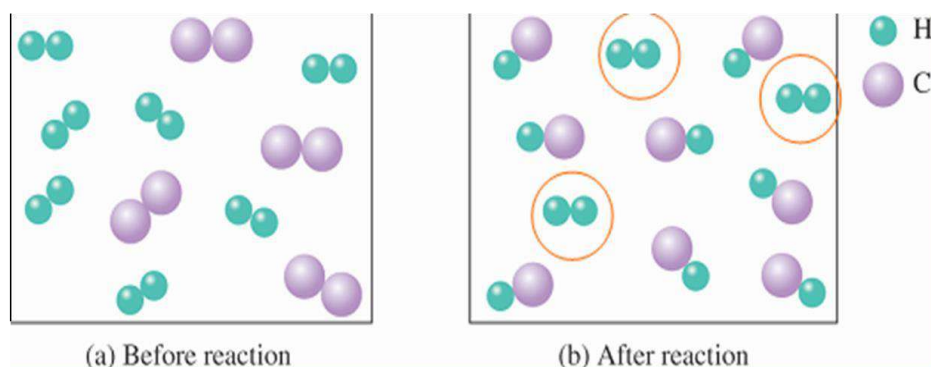
235 g of  $\text{H}_2\text{O}$

**Limiting reagent** – the reactant used up first in a reaction, controlling the amounts of products formed

**Excess reagents** – the reactants present in quantities greater than necessary to react with the quantity of the limiting reagent

### Limiting Reactant

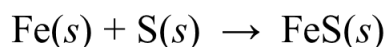
5 cars + 200 drivers  $\longrightarrow$  Limiting cars or drivers?  
50 chairs + 15 students  $\longrightarrow$  Limiting chairs or students?



### Determining the Limiting Reactant

*(the one gives the least amount of product)*

If you heat 2.50 mol of Fe and 3.00 mol of S, how many moles of FeS are formed?



- According to the balanced equation, 1 mol of Fe reacts with 1 mol of S to give 1 mol of FeS.
- So 2.50 mol of Fe will react with 2.50 mol of S to produce 2.50 mol of FeS.
- Therefore, iron is the limiting reactant and sulfur is the excess reactant.

## Mass Limiting Reactant Problems

There are three steps to a limiting reactant problem:

1. Calculate the mass of product that can be produced from the first reactant.

mass reactant #1  $\Rightarrow$  mol reactant #1  $\Rightarrow$  mol product  $\Rightarrow$  mass product

2. Calculate the mass of product that can be produced from the second reactant.

mass reactant #2  $\Rightarrow$  mol reactant #2  $\Rightarrow$  mol product  $\Rightarrow$  mass product

3. The limiting reactant is the reactant that produces the **least** amount of product.

In a reaction, 124 g of Al are reacted with 601 g of  $\text{Fe}_2\text{O}_3$ .



Calculate the mass of  $\text{Al}_2\text{O}_3$  formed in grams.

1. **Balanced reaction:** Done.

2. **Moles of "given" reactants.**

$$\text{Moles of Al} = 124 \text{ g} / 26.9815 \text{ g/mol} = 4.60 \text{ mol}$$

$$\text{Moles of Fe}_2\text{O}_3 = 601 \text{ g} / 159.6882 \text{ g/mol} = 3.76 \text{ mol}$$

3. **Moles of "desired" product,  $\text{Al}_2\text{O}_3$ .**




$$\begin{array}{l} \text{Moles of Al}_2\text{O}_3 = \frac{4.60 \text{ mol Al}}{1} \times \frac{1 \text{ mol Al}_2\text{O}_3}{2 \text{ mol Al}} = 2.30 \text{ mol Al}_2\text{O}_3 \\ \text{based on Al} \end{array}$$

$$\begin{array}{l} \text{Moles of Al}_2\text{O}_3 = \frac{3.76 \text{ mol Fe}_2\text{O}_3}{1} \times \frac{1 \text{ mol Al}_2\text{O}_3}{1 \text{ mol Fe}_2\text{O}_3} = 3.76 \text{ mole Al}_2\text{O}_3 \\ \text{based on Fe}_2\text{O}_3 \end{array}$$

**Keep the smaller answer!** Al is the limiting reactant.

4. **Grams of  $\text{Al}_2\text{O}_3$**  = 2.30 mol X 101.9612 g/mol = **235 g**

How many grams of AgBr can be formed when solutions containing 50 g MgBr<sub>2</sub> and 100 g AgNO<sub>3</sub> are mixed together ? how many grams of the excess reactant remain unreacted?



mole ratio: 1 mol MgBr<sub>2</sub>  $\longleftrightarrow$  2 mol AgNO<sub>3</sub>  $\longleftrightarrow$  2 mol AgBr

$$(50/184.1) \text{ mol MgBr}_2 \times \frac{2 \text{ mol AgBr}}{1 \text{ mol MgBr}_2} \times 187.8 = 102 \text{ g AgBr}$$

$$(100/169.9) \text{ mol AgNO}_3 \times \frac{2 \text{ mol AgBr}}{2 \text{ mol AgNO}_3} \times 187.8 = 110.5 \text{ g AgBr}$$

MgBr<sub>2</sub> = limiting reactant  $\rightarrow$  102 g AgBr is yielded

$$(50/184.1) \text{ mol MgBr}_2 \times \frac{2 \text{ mol AgNO}_3}{1 \text{ mol MgBr}_2} \times 169.9 = 92.3 \text{ g AgNO}_3$$

$$100 - 92.3 = 7.7 \text{ g AgNO}_3 \text{ unreacted}$$

## Reaction Yield

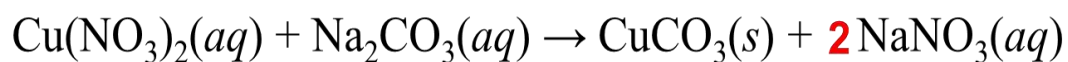
**Theoretical Yield** is the amount of product that would result if all the limiting reagent reacted. Can be obtained from calculation based on balanced equation.

**Actual Yield** is the amount of product actually obtained from a reaction. Can be obtained from the given problem.

**Percent yield** is the amount of the actual yield compared to the theoretical yield.

$$\% \text{ Yield} = \frac{\text{Actual Yield}}{\text{Theoretical Yield}} \times 100$$

- Suppose a student performs a reaction and obtains 0.875 g of  $\text{CuCO}_3$  and the theoretical yield is 0.988 g. What is the percent yield?




$$\frac{0.875 \text{ g CuCO}_3}{0.988 \text{ g CuCO}_3} \times 100 \% = 88.6 \%$$

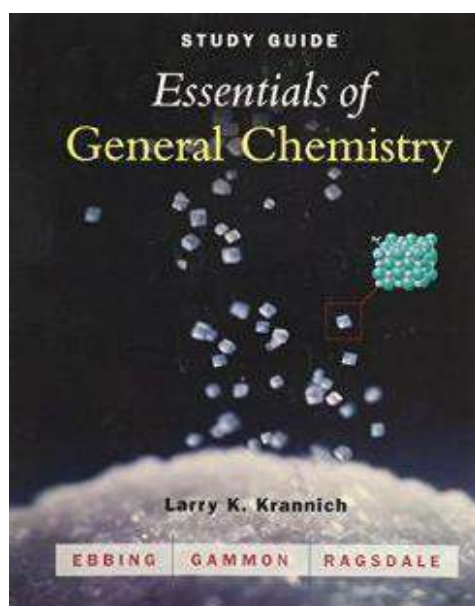
- The percent yield obtained is 88.6%.

### Lecture References :

1. Raymond Chang ,General Chemistry, McGraw Hill 9th ed., 2007.




2. Essentials of General Chemistry By D.D.Ebbing, S.D.Gammon, and R.O.Ragsdale, 2003, Houghton Mifflin Company, New York.



## LECTURE 4

### Reactions in Aqueous Solutions



4.1 General Properties of Aqueous Solutions

4.2 Precipitation Reactions

4.3 Acid- Base Reactions

4.4 Oxidation-Reduction / Redox Reactions

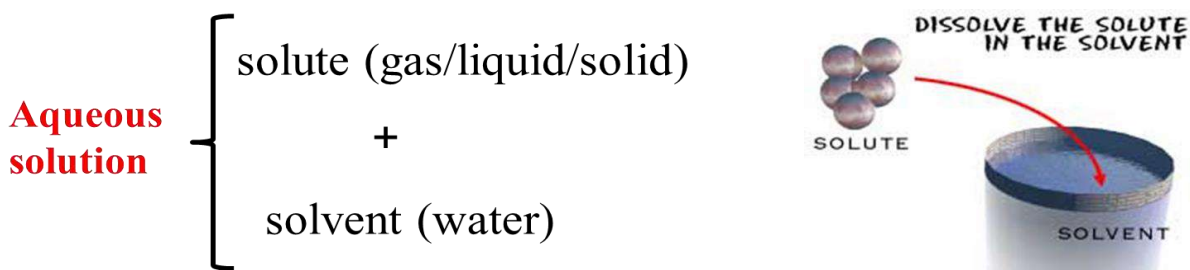
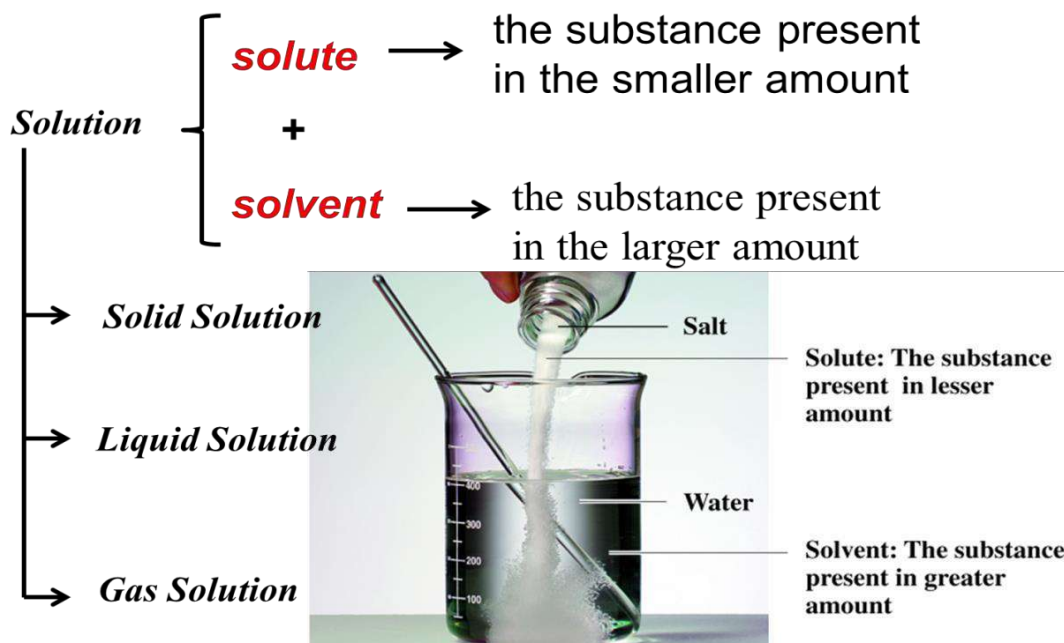
4.5 Concentration of Solutions



4.6 Titration



## 4.1 General Properties of Aqueous Solutions

A **solution** is a homogenous mixture of 2 or more substances



<u>Solution</u>		<u>Solvent</u>	<u>Solute</u>
Soft drink (l)		H <sub>2</sub> O	Sugar, CO <sub>2</sub>
Air (g)		N <sub>2</sub>	O <sub>2</sub> , CO <sub>2</sub> , Ar, CH <sub>4</sub>
Alloy (s)		Cu	Ni



Sea water ????

<u>Aqueous Solution</u>	<u>Solvent</u>	<u>Solute</u>
Sea water	H <sub>2</sub> O	Salt (NaCl)
Vinegar	H <sub>2</sub> O	Acetic acid (CH <sub>3</sub> COOH)



<b>Type</b>	<b>Example</b>	<b>Solute</b>	<b>Solvent</b>
<b>Gas Solutions</b>			
Gas in a gas	Air	Oxygen (gas)	Nitrogen (gas)
<b>Liquid Solutions</b>			
Gas in a liquid	Soda water	Carbon dioxide (gas)	Water (liquid)
	Household ammonia	Ammonia (gas)	Water (liquid)
Liquid in a liquid	Vinegar	Acetic acid (liquid)	Water (liquid)
Solid in a liquid (liquid)	Seawater	Sodium chloride (solid)	Water (liquid)
	Tincture of iodine	Iodine (solid)	Alcohol
<b>Solid Solutions</b>			
Liquid in a solid	Dental amalgam	Mercury (liquid)	Silver (solid)
Solid in a solid	Brass	Zinc (solid)	Copper (solid)
	Steel	Carbon (solid)	Iron (solid)


Identify the solute in each of the following solutions.

- A. 2 g sugar and 100 mL water
- B. 60.0 mL of ethyl alcohol and 30.0 mL of methyl alcohol
- C. 55.0 mL water and 1.50 g NaCl
- D. Air: 200 mL O<sub>2</sub> and 800 mL N<sub>2</sub>

## Two types of Solutes

### Non-electrolyte


When dissolved in water does not conduct electricity




Non-electrolyte

### Electrolyte

When dissolved in water can conduct electricity



weak electrolyte



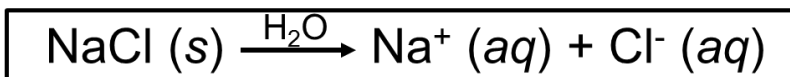
strong electrolyte

## Electrolyte conduct electricity in solution?

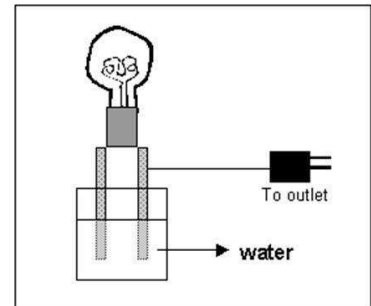
**Dissociation**= The splitting of a molecule into smaller molecules, atoms, or ions

**Ionization**= Separation of atom/molecules into ions

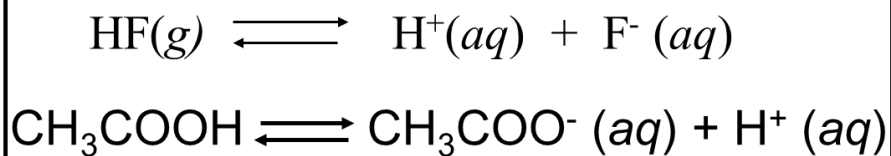
**Strong Electrolyte** – Complete (100%) dissociation



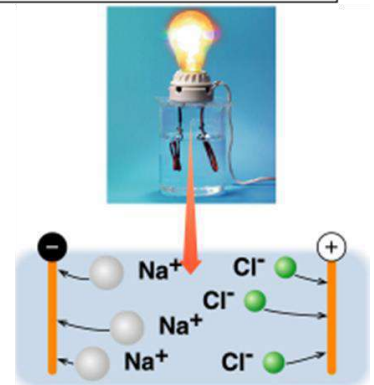
Non-reversible reaction



**Weak Electrolyte** – Incomplete (<100%) dissociation



Reversible reaction



?

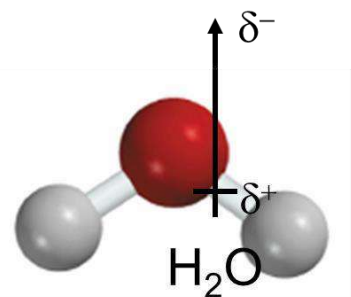
**Non-electrolyte**

Nonelectrolyte

Weak electrolyte

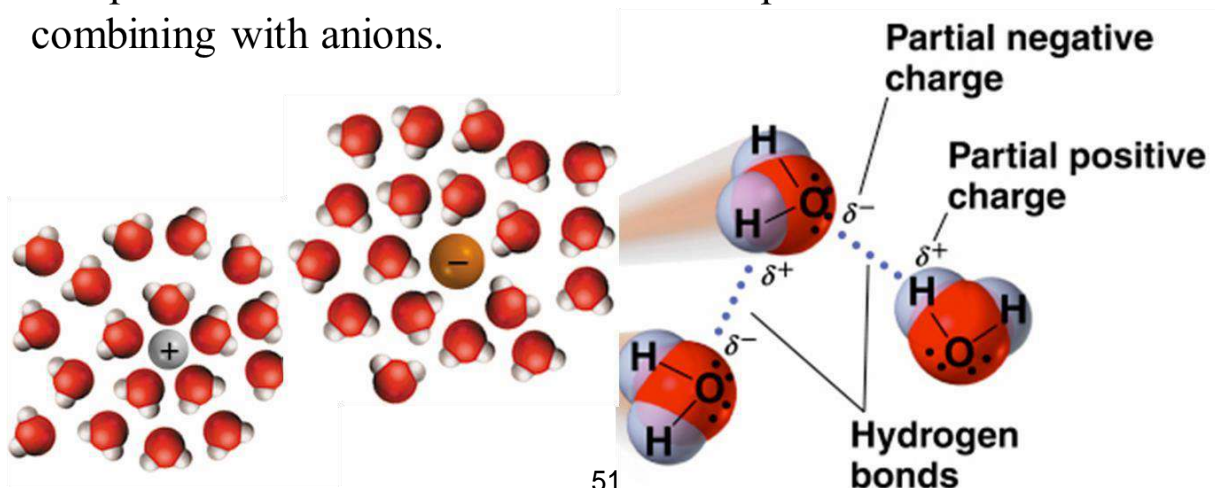
## Water

- electrically neutral molecule
- positive and negative region (pole)
- polar solvent (for ionic compounds)

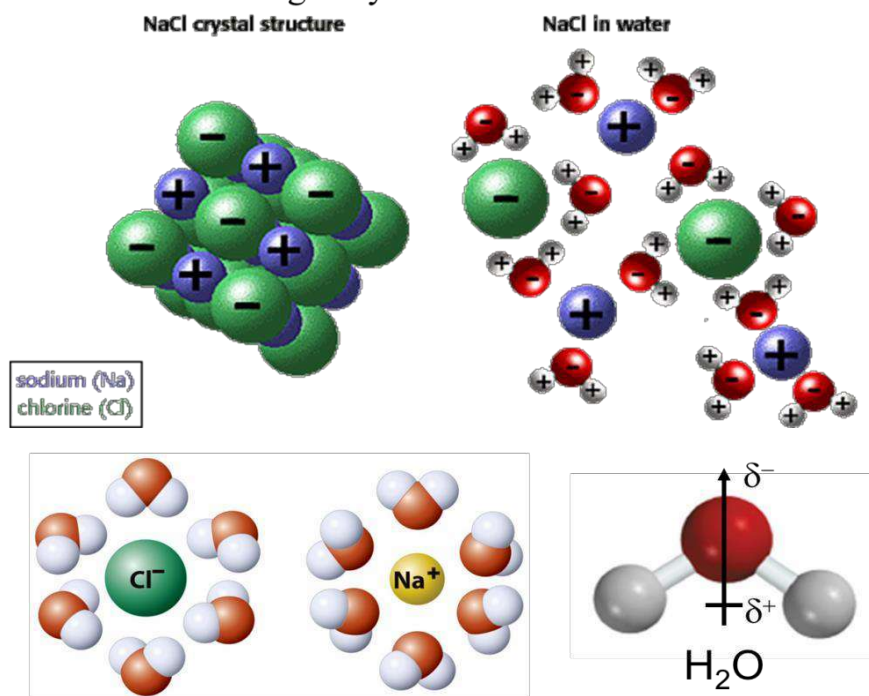


## Hydration

- the process in which an ion is surrounded by water molecules arranged in a specific manner.
- helps to stabilize ions in solution and prevents cations from combining with anions.



When NaCl dissolves in water,  $\text{Na}^+$  ions and  $\text{Cl}^-$  ions are separated from each other and undergo “hydration”.



## 4.2 Precipitation Reactions


**Precipitation**= Reaction that results in the formation of an insoluble product (precipitate)

**Precipitate**= insoluble solid that separates from solution

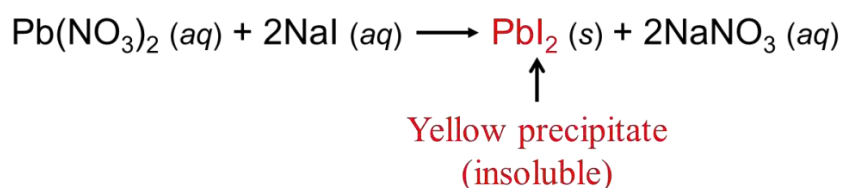
**Metathesis/ double-displacement reaction**

= reaction that involves the exchange of parts between two compounds

Example: **Precipitation of Lead Iodide**


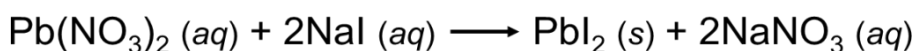


$\text{PbI}_2$

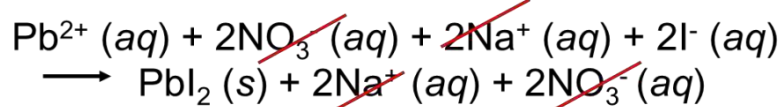




**Molecular equation**  
(species as molecule)

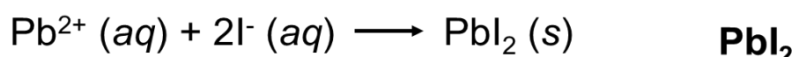


**Ionic equation**  
(species as dissolved free ions)




$\text{Na}^+$  and  $\text{NO}_3^-$  are **spectator** ions  
(does not involved in the overall reaction)

**Net ionic equation**  
(species that actually take part in the reaction)



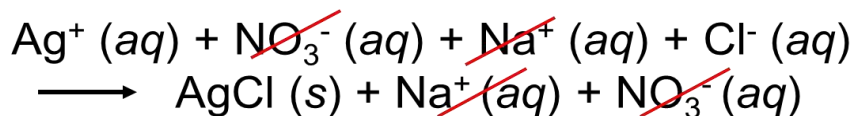

**PbI<sub>2</sub>**



## Writing Net Ionic Equations

1. Write the balanced molecular equation.
2. Write the ionic equation showing the strong electrolytes completely dissociated into cations and anions.
3. Cancel the spectator ions on both sides of the ionic equation
4. Check that charges and number of atoms are balanced in the net ionic equation

**Write the net ionic equation for the reaction of silver nitrate with sodium chloride.**




**Solubility**= Maximum amount of solute that will dissolve in a given quantity of solvent in a specific temperature.

Substances → Soluble/ slightly soluble/ insoluble

**Solubility rules** – to predict the solubility of ionic compounds

TABLE 4.2 Solubility Rules for Common Ionic Compounds in Water at 25°C

Soluble Compounds	Insoluble Exceptions
Compounds containing alkali metal ions (Li <sup>+</sup> , Na <sup>+</sup> , K <sup>+</sup> , Rb <sup>+</sup> , Cs <sup>+</sup> ) and the ammonium ion (NH <sub>4</sub> <sup>+</sup> )	
Nitrates (NO <sub>3</sub> <sup>-</sup> ), bicarbonates (HCO <sub>3</sub> <sup>-</sup> ), and chlorates (ClO <sub>3</sub> <sup>-</sup> )	
Halides (Cl <sup>-</sup> , Br <sup>-</sup> , I <sup>-</sup> )	Halides of Ag <sup>+</sup> , Hg <sub>2</sub> <sup>2+</sup> , and Pb <sup>2+</sup>
Sulfates (SO <sub>4</sub> <sup>2-</sup> )	Sulfates of Ag <sup>+</sup> , Ca <sup>2+</sup> , Sr <sup>2+</sup> , Ba <sup>2+</sup> , Hg <sub>2</sub> <sup>2+</sup> , and Pb <sup>2+</sup>
Insoluble Compounds	Soluble Exceptions
Carbonates (CO <sub>3</sub> <sup>2-</sup> ), phosphates (PO <sub>4</sub> <sup>3-</sup> ), chromates (CrO <sub>4</sub> <sup>2-</sup> ), sulfides (S <sup>2-</sup> )	Compounds containing alkali metal ions and the ammonium ion
Hydroxides (OH <sup>-</sup> )	Compounds containing alkali metal ions and the Ba <sup>2+</sup> ion



CdS PbS




Ni(OH)<sub>2</sub> Al(OH)<sub>3</sub>

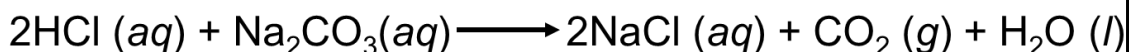
## 4.3 Acid- Base Reactions

### Properties of Acids

- Substance that ionize in water to produce H<sup>+</sup> ions (Arrhenius)
- Have a sour taste, eg. vinegar (acetic acid), citrus fruits (citric acid).
- Change litmus (plant dyes) from blue to red.
- React with metals (Zn, Mg, Fe) to produce H<sub>2</sub>.



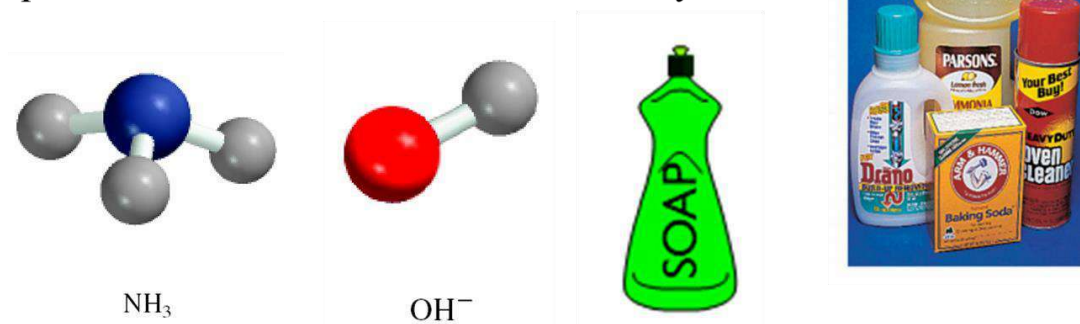
- React with carbonates/bicarbonates to produce CO<sub>2</sub>



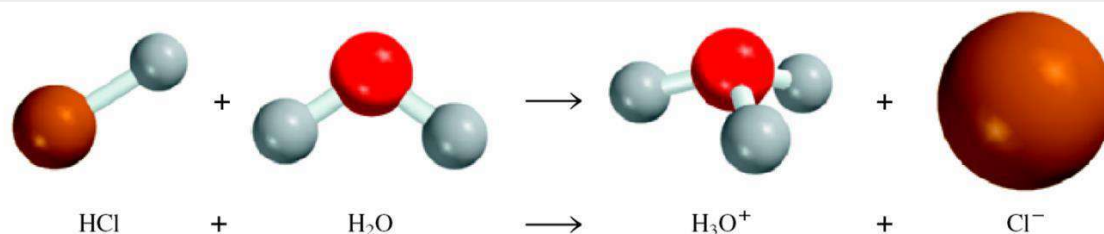
- Aqueous acid solutions conduct electricity.

## Properties of Bases

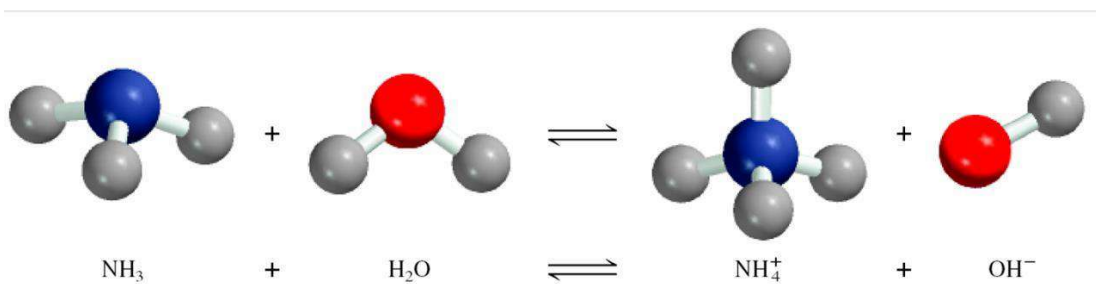
- Substance that ionize in water to produce OH<sup>-</sup> ion (Arrhenius)
- Have a bitter taste.
- Feel slippery. Many soaps contain bases.
- Change litmus from red to blue
- Aqueous base solutions conduct electricity.



**Arrhenius acid** is a substance that produces H<sup>+</sup> (H<sub>3</sub>O<sup>+</sup>) in water



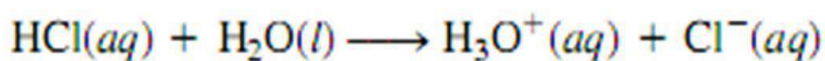
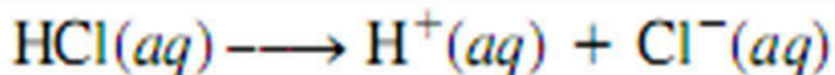
**Arrhenius base** is a substance that produces OH<sup>-</sup> in water



A **Brønsted acid** is a proton donor

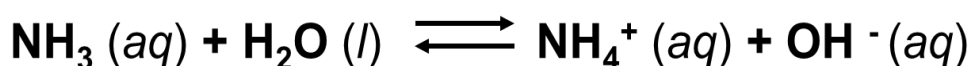
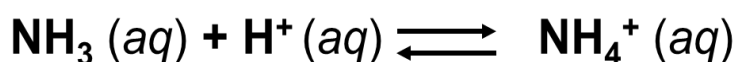
A **Brønsted base** is a proton acceptor

**HCl is Brønsted acid because it donates proton**



**$\text{H}_3\text{O}^+$  = Hydrated proton (Hydronium)**

**$\text{NH}_3$  is Brønsted base because it accepts proton**



**TABLE 4.3**

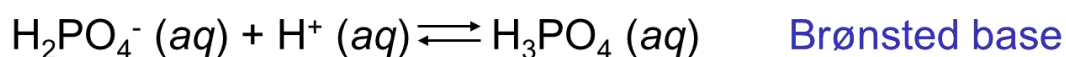
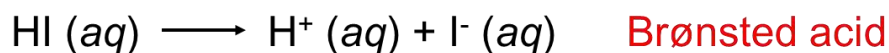
**Some Common Strong and Weak Acids**

<b>Strong Acids</b>		<b>Weak Acids</b>	
Hydrochloric acid	HCl	Hydrofluoric acid	HF
Hydrobromic acid	HBr	Nitrous acid	$\text{HNO}_2$
Hydroiodic acid	HI	Phosphoric acid	$\text{H}_3\text{PO}_4$
		Acetic acid	$\text{CH}_3\text{COOH}$
Nitric acid	$\text{HNO}_3$		
Sulfuric acid	$\text{H}_2\text{SO}_4$		
Perchloric acid	$\text{HClO}_4$		



Identify each of the following species as a Brønsted acid, base, or both.

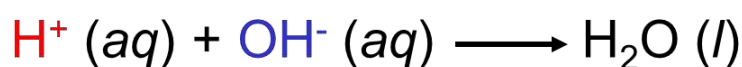
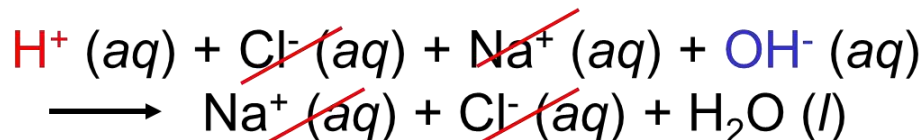
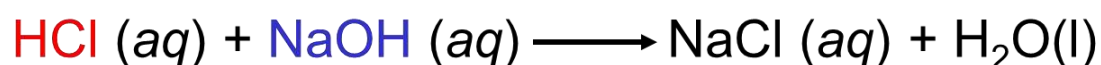
(a) HI, (b) CH<sub>3</sub>COO<sup>-</sup>, (c) H<sub>2</sub>PO<sub>4</sub><sup>-</sup>



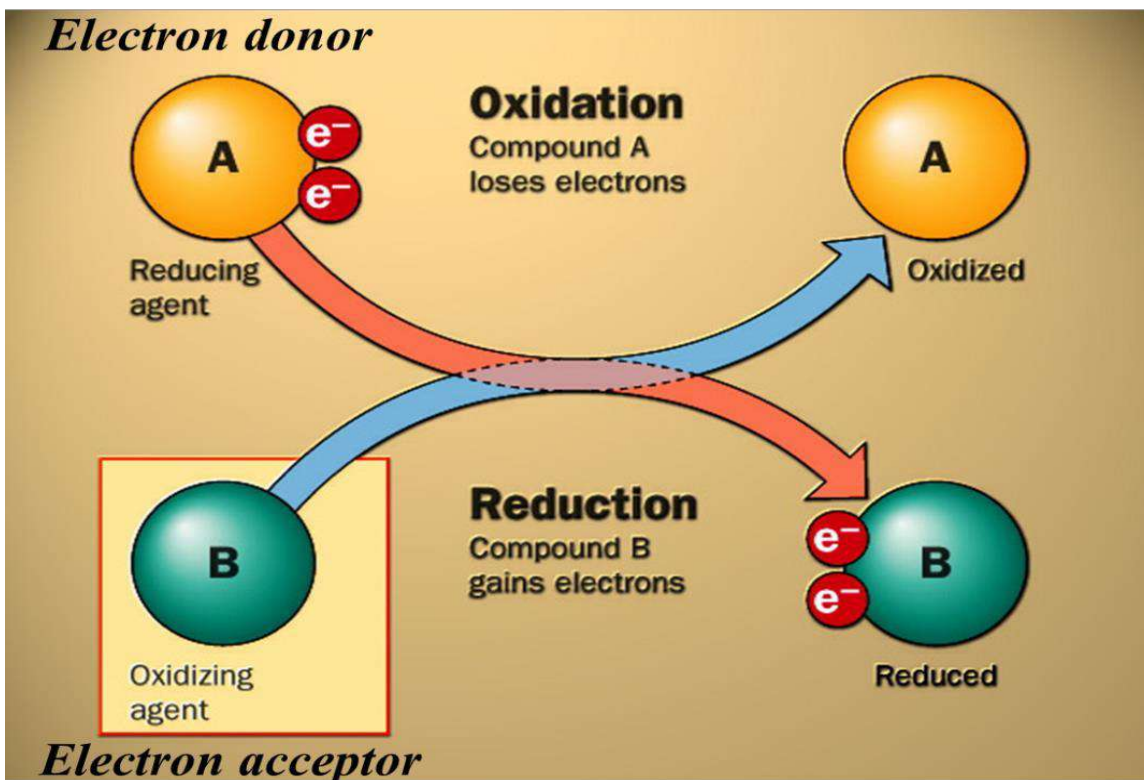
*Amphoteric* = having both acid and basic properties.

## Neutralization Reaction

*A reaction between an acid and a base, results in a salt and water .*



## 4.4 Oxidation-Reduction / Redox Reactions



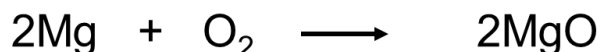
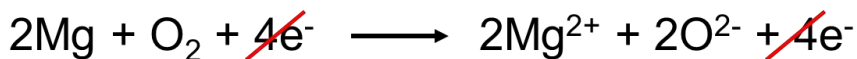
## Oxidation-Reduction / Redox Reactions

(electron transfer reactions)

Example: formation of MgO from Mg and O<sub>2</sub>

<p><b><i>Oxidation reaction:</i></b> half-reaction involves lose e<sup>-</sup></p> $2\text{Mg} \longrightarrow 2\text{Mg}^{2+} + 4\text{e}^{-}$	<p><b><i>Reduction reaction:</i></b> half-reaction involves gain e<sup>-</sup></p> $\text{O}_2 + 4\text{e}^{-} \longrightarrow 2\text{O}^{2-}$
---	--

**Half reaction:** Reaction that shows e<sup>-</sup> involved in redox reaction

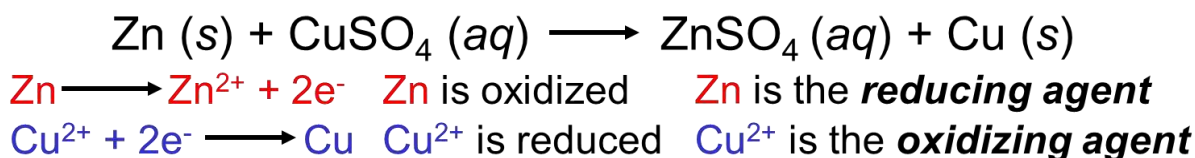


Oxidized

Reduced

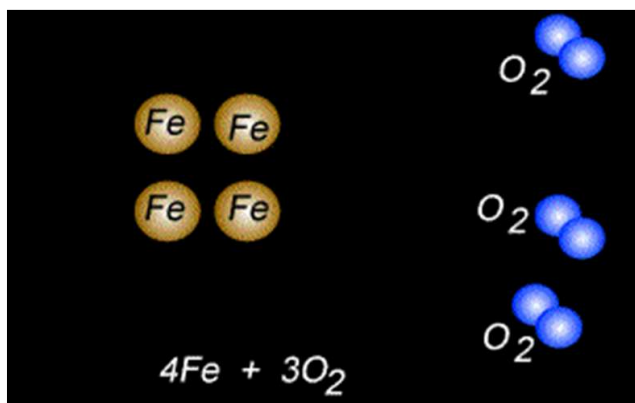
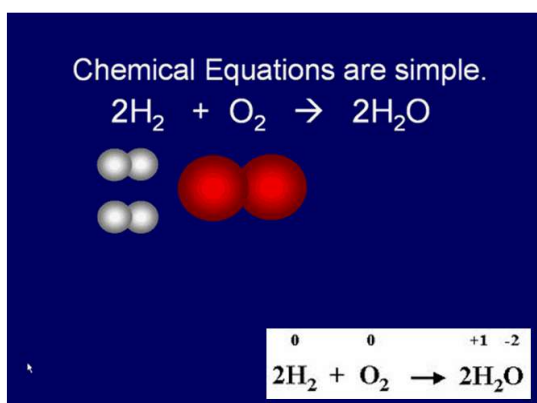
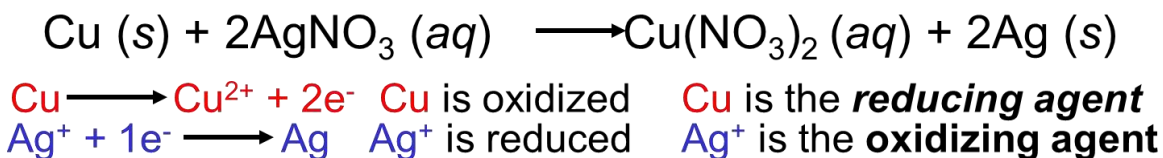
**Reducing Agent:** donates electrons to O<sub>2</sub> and causes O<sub>2</sub> to be reduced

**Oxidizing Agent:** accepts electrons from Mg and causes Mg to be oxidized

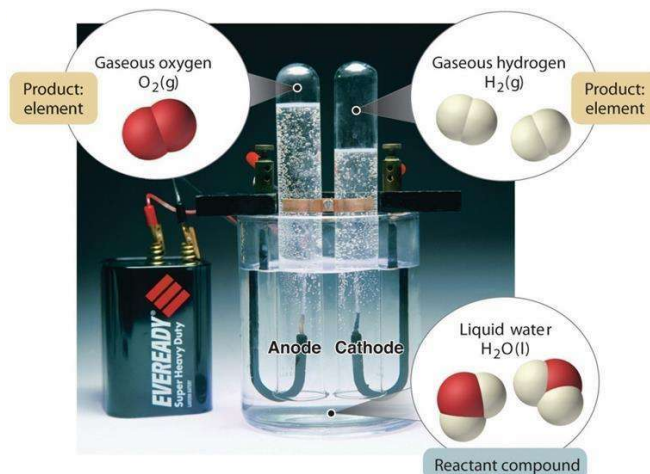
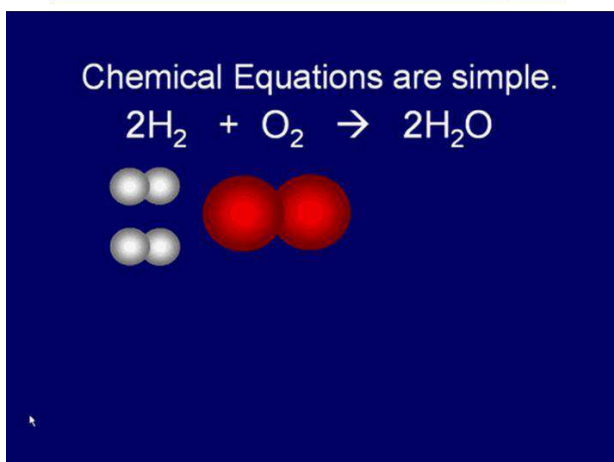
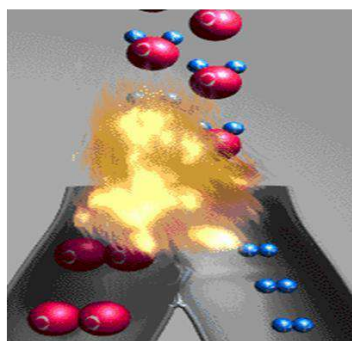
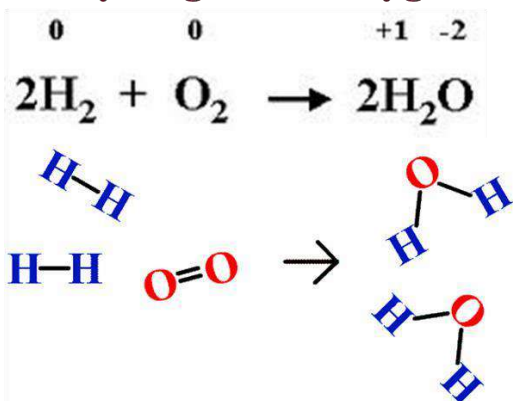


Copper wire reacts with silver nitrate to form silver metal.


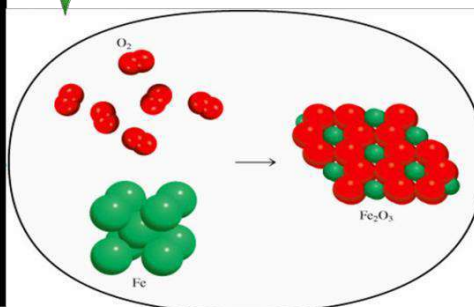
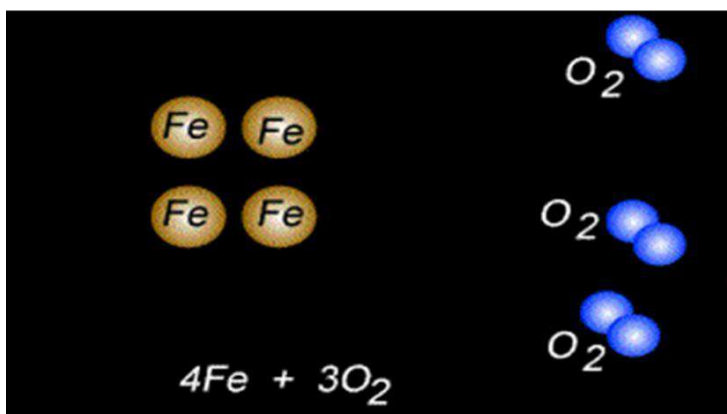
What is the oxidizing agent in the reaction?



### Hydrogen and oxygen react chemically to form water



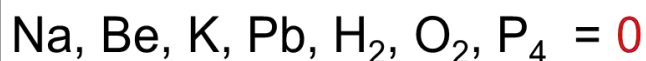
## Rusting



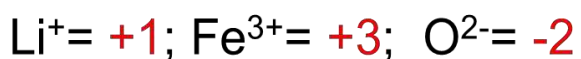
## Oxidation number

The charge the atom would have in a molecule (or an ionic compound) if electrons were completely transferred.

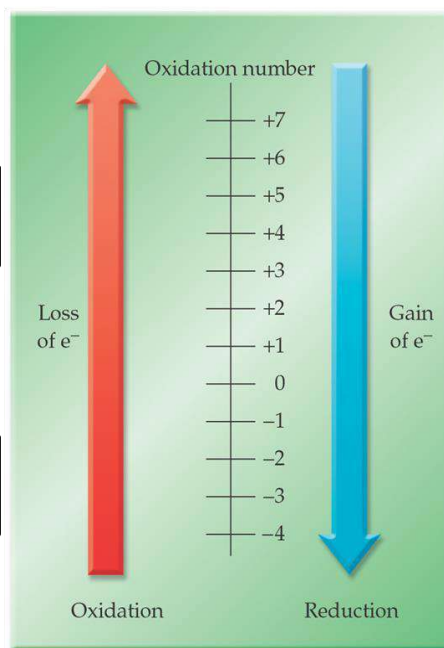
- Free elements (uncombined state) have an oxidation number of zero.



- In monatomic ions, the oxidation number is equal to the charge on the ion.



- The oxidation number of oxygen is **usually**  $-2$ . In  $\text{H}_2\text{O}_2$  and  $\text{O}_2^{2-}$  it is  $-1$ .



4. The oxidation number of hydrogen is **+1** *except* when it is bonded to metals in binary compounds (eg. LiH, NaH, CaH<sub>2</sub>). In these cases, its oxidation number is **-1**
5. Group IA metals are **+1**, IIA metals are **+2** and fluorine is always **-1**.
6. The sum of the oxidation numbers of all the atoms in a neutral molecule is equal to 0. The sum of oxidation numbers of all the element in polyatomic ion is equal to the charge of the ion.
7. Oxidation numbers do not have to be integers. Oxidation number of oxygen in the superoxide ion, O<sub>2</sub><sup>-</sup>, is **-1/2**.

**What are the oxidation numbers of the element in the following ?**





## The Oxidation Numbers of Elements in their Compounds

- Metallic element: +ve oxidation numbers
- Non-metallic elements: +ve/-ve oxidation numbers
- Elements in group 1A-7A can have oxidation numbers=group number
- Transition metals have many possible oxidation numbers

1 1A												18 8A					
1 <b>H</b> +1 -1											2 <b>He</b>						
2 2A												13 3A	14 4A	15 5A	16 6A	17 7A	18 8A
3 <b>Li</b> +1	4 <b>Be</b> +2											5 <b>B</b> +3	6 <b>C</b> +4 +2 -4	7 <b>N</b> +5 +4 +3 +2 +1 -3	8 <b>O</b> +2 -1 -2	9 <b>F</b> -1	10 <b>Ne</b>
11 <b>Na</b> +1	12 <b>Mg</b> +2											13 <b>Al</b> +3	14 <b>Si</b> +4 -4	15 <b>P</b> +5 +3 -3	16 <b>S</b> +6 +4 +2 -2	17 <b>Cl</b> +7 +6 +5 +4 +3 +1 -1	18 <b>Ar</b>
		3 3B	4 4B	5 5B	6 6B	7 7B	8 8B		9	10	11 1B	12 2B					
19 <b>K</b> +1	20 <b>Ca</b> +2	21 <b>Sc</b> +3	22 <b>Ti</b> +4 +3 +2	23 <b>V</b> +5 +4 +3 +2	24 <b>Cr</b> +6 +5 +4 +3 +2	25 <b>Mn</b> +7 +6 +4 +3 +2	26 <b>Fe</b> +3 +2	27 <b>Co</b> +3 +2	28 <b>Ni</b> +2	29 <b>Cu</b> +2 +1	30 <b>Zn</b> +2	31 <b>Ga</b> +3	32 <b>Ge</b> +4 -4	33 <b>As</b> +5 +3 -3	34 <b>Se</b> +6 +4 -2	35 <b>Br</b> +5 +3 +1 -1	36 <b>Kr</b> +4 +2
37 <b>Rb</b> +1	38 <b>Sr</b> +2	39 <b>Y</b> +3	40 <b>Zr</b> +4	41 <b>Nb</b> +5 +4	42 <b>Mo</b> +6 +4 +3	43 <b>Tc</b> +7 +6 +4	44 <b>Ru</b> +8 +6 +4 +3	45 <b>Rh</b> +4 +3 +2	46 <b>Pd</b> +4 +2	47 <b>Ag</b> +1	48 <b>Cd</b> +2	49 <b>In</b> +3	50 <b>Sn</b> +4 +2	51 <b>Sb</b> +5 +3 -3	52 <b>Te</b> +6 +4 -2	53 <b>I</b> +7 +5 +1 -1	54 <b>Xe</b> +6 +4 +2
55 <b>Cs</b> +1	56 <b>Ba</b> +2	57 <b>La</b> +3	72 <b>Hf</b> +4	73 <b>Ta</b> +5	74 <b>W</b> +6 +4	75 <b>Re</b> +7 +6 +4	76 <b>Os</b> +8 +4	77 <b>Ir</b> +4 +3	78 <b>Pt</b> +4 +2	79 <b>Au</b> +3 +1	80 <b>Hg</b> +2 +1	81 <b>Tl</b> +3 +1	82 <b>Pb</b> +4 +2	83 <b>Bi</b> +5 +3	84 <b>Po</b> +2	85 <b>At</b> -1	86 <b>Rn</b>

Redox reaction can be explained in term of


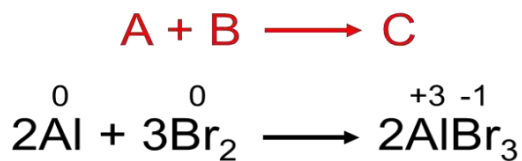
Oxidation	Aspect	Reduction
Loss of electrons	Gain/loss of electron	Gain electrons
Increase in oxidation number	Increase/decrease in oxidation number	Decrease in oxidation number

## Types of Oxidation-Reduction Reactions

1. Combination reaction
2. Decomposition reaction
3. Combustion reaction
4. Displacement reaction
5. Disproportionation reaction

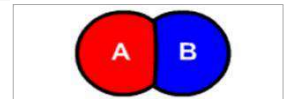
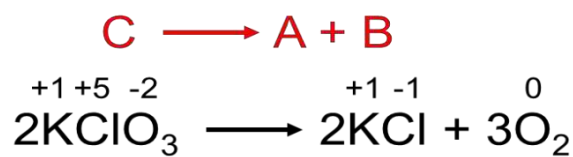
## Combination Reaction

Two or more substances combine to form a single product.



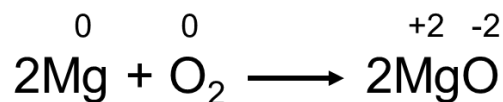
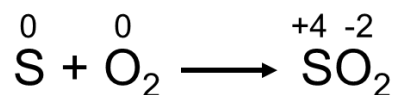
## Decomposition Reaction

Breakdown of a compound into two or more components.



## Combustion Reaction

Reaction of a substance with oxygen, usually with the release of heat and light to produce a flame



## Displacement Reaction

An ion/atom in a compound is replaced by an ion/atom of another element

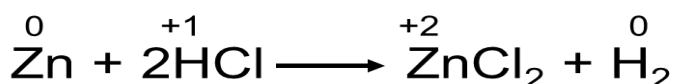
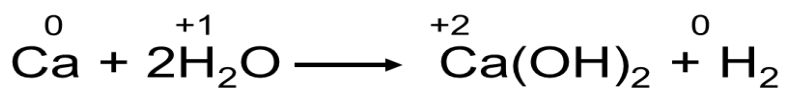


1. Hydrogen Displacement
2. Metal Displacement
3. Halogen Displacement



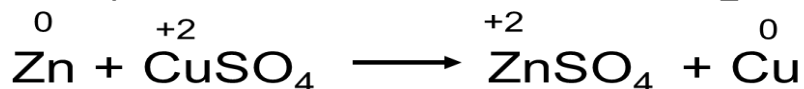
### 1. Hydrogen Displacement

Displace of H (from water or acid) by metal



### 2. Metal Displacement

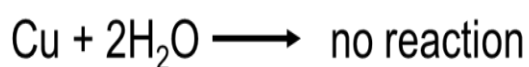
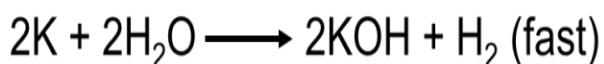
Displace of metal by another metal






## The Activity Series for Metals

(the strength as reducing agent)



Reactivity  
 $\text{K} > \text{Mg} > \text{Cu}$


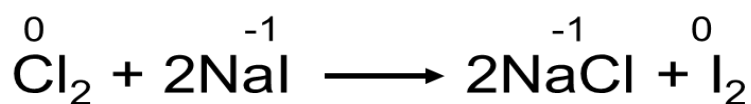
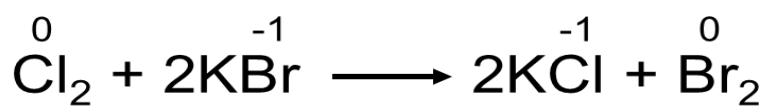
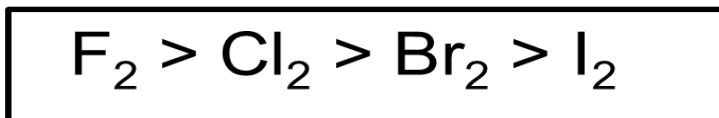


$\text{Li} \rightarrow \text{Li}^+ + e^-$	
$\text{K} \rightarrow \text{K}^+ + e^-$	React with cold water to produce $\text{H}_2$
$\text{Ba} \rightarrow \text{Ba}^{2+} + 2e^-$	
$\text{Ca} \rightarrow \text{Ca}^{2+} + 2e^-$	
$\text{Na} \rightarrow \text{Na}^+ + e^-$	
$\text{Mg} \rightarrow \text{Mg}^{2+} + 2e^-$	
$\text{Al} \rightarrow \text{Al}^{3+} + 3e^-$	
$\text{Zn} \rightarrow \text{Zn}^{2+} + 2e^-$	React with steam to produce $\text{H}_2$
$\text{Cr} \rightarrow \text{Cr}^{3+} + 3e^-$	
$\text{Fe} \rightarrow \text{Fe}^{2+} + 2e^-$	
$\text{Cd} \rightarrow \text{Cd}^{2+} + 2e^-$	
$\text{Co} \rightarrow \text{Co}^{2+} + 2e^-$	
$\text{Ni} \rightarrow \text{Ni}^{2+} + 2e^-$	React with acids to produce $\text{H}_2$
$\text{Sn} \rightarrow \text{Sn}^{2+} + 2e^-$	
$\text{Pb} \rightarrow \text{Pb}^{2+} + 2e^-$	
$\text{H}_2 \rightarrow 2\text{H}^+ + 2e^-$	
$\text{Cu} \rightarrow \text{Cu}^{2+} + 2e^-$	
$\text{Ag} \rightarrow \text{Ag}^+ + e^-$	Do not react with water or acids to produce $\text{H}_2$
$\text{Hg} \rightarrow \text{Hg}^{2+} + 2e^-$	
$\text{Pt} \rightarrow \text{Pt}^{2+} + 2e^-$	
$\text{Au} \rightarrow \text{Au}^{3+} + 3e^-$	

### 3. Halogen Displacement Reaction

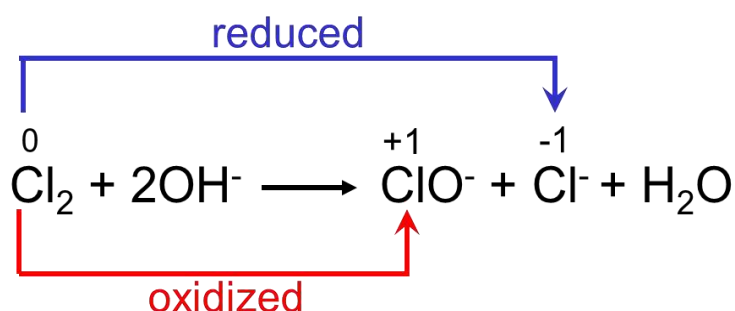
Displace of halogen by another halogen

The Activity Series for Halogens  
(the strength as oxidizing agent)

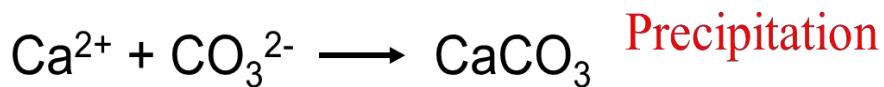


### 4. Disproportionation Reaction


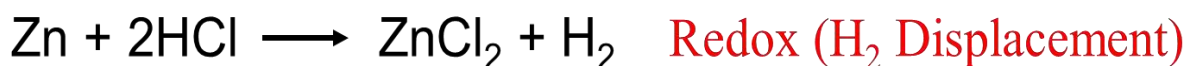
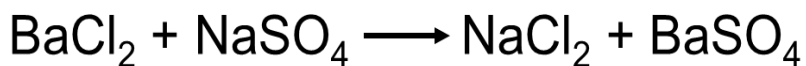
The same element is simultaneously oxidized and reduced.





Classify each of the following reactions.



Metathesis/  
Double  
displacement



## 4.5 Concentration of Solutions



**Concentration** = amount of solute in a given quantity of solution.

**Molarity/ molar concentration (M)**

The number of moles of solute in 1 liter (L) of solution

Unit = moles/liter (mol/L)


$$M = \text{molarity} = \frac{\text{moles of solute (mol)}}{\text{liters of solution (L)}} \quad M = \frac{n}{V}$$

$$\text{moles} = \text{molarity (mol/L)} \times \text{volume (L)}$$

$$= MV$$




**Dilution** is the procedure for preparing a less concentrated solution from a more concentrated solution.



Moles of solute  
before dilution (i)

$$M_i V_i$$

Dilution  
Add Solvent



Moles of solute  
after dilution (f)

$$M_f V_f$$

=

=

What mass of KI is required to make 500mL of a 2.80 M KI solution?

volume of KI solution  $\xrightarrow{M \text{ KI}}$  moles KI  $\xrightarrow{M \text{ KI}}$  grams KI

$$500. \cancel{\text{ mL}} \times \frac{\cancel{1 \text{ L}}}{\cancel{1000 \text{ mL}}} \times \frac{\cancel{2.80 \text{ mol KI}}}{\cancel{1 \text{ L soln}}} \times \frac{166 \text{ g KI}}{\cancel{1 \text{ mol KI}}} = 232 \text{ g KI}$$

How would you prepare 60.0 mL of 0.200 M HNO<sub>3</sub> from a stock solution of 4.00 M HNO<sub>3</sub>?

$$M_i V_i = M_f V_f$$

$$M_i = 4.00 \text{ M} \quad M_f = 0.200 \text{ M} \quad V_f = 0.0600 \text{ L} \quad V_i = ? \text{ L}$$

$$V_i = \frac{M_f V_f}{M_i} = \frac{0.200 \text{ M} \times 0.0600 \text{ L}}{4.00 \text{ M}} = 0.00300 \text{ L} = 3.00 \text{ mL}$$

Dilute 3.00 mL of HNO<sub>3</sub> with water to a total volume of 60.0 mL.

## 4.6 Titration




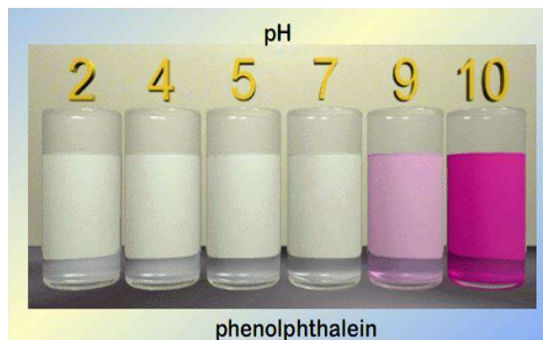

**Titrations** -A solution of **known concentration** (standard solution) is added gradually to another solution of **unknown concentration** until the **chemical reaction** between the two solutions is **complete**.

**Equivalence point** – the point at which the reaction is complete

**End point** – the point at which the indicator permanently changes its color

**Indicator** – substance that changes color at (or near) the equivalence point (eg. phenolphthalein)


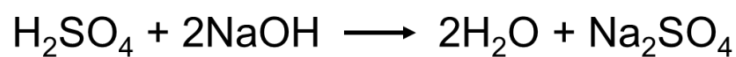
Slowly add standardized base to unknown acid until the indicator changes color



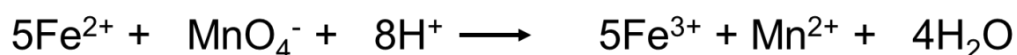
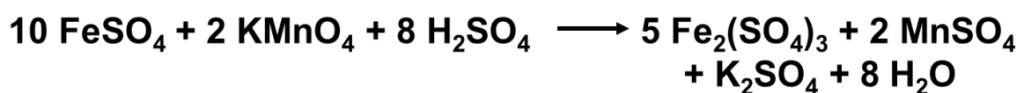


Titration can be used in the analysis of

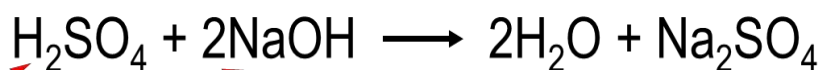
### Acid-base reactions (transfer of H<sup>+</sup>)



### Redox reactions (transfer of e<sup>-</sup>)



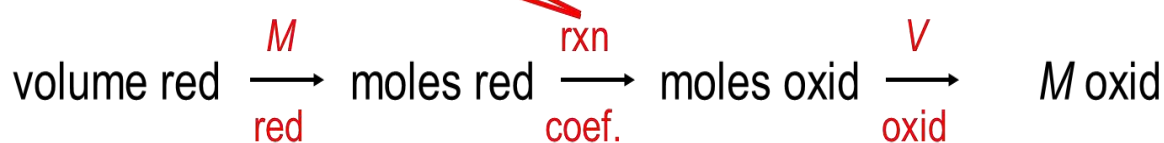
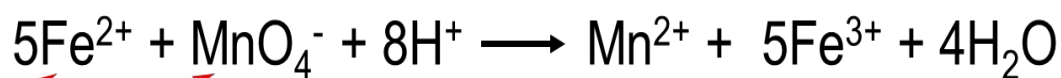
What volume of a 1.420 M NaOH solution is required to titrate 25.00 mL of a 4.50 M H<sub>2</sub>SO<sub>4</sub> solution?



$\text{volume acid} \xrightarrow[\text{acid}]{M} \text{moles acid} \xrightarrow[\text{coef.}]{\text{rxn}} \text{moles base} \xrightarrow[\text{base}]{M} \text{volume base}$

$$25.00 \text{ mL} \times \frac{4.50 \text{ mol H}_2\text{SO}_4}{1000 \text{ mL soln}} \times \frac{2 \text{ mol NaOH}}{1 \text{ mol H}_2\text{SO}_4} \times \frac{1000 \text{ mL soln}}{1.420 \text{ mol NaOH}} = 158 \text{ mL}$$

16.42 mL of 0.1327 M  $\text{KMnO}_4$  solution is needed to oxidize 25.00 mL of an acidic  $\text{FeSO}_4$  solution. What is the molarity of the iron solution?



$$16.42 \text{ mL} = 0.01642 \text{ L}$$


$$25.00 \text{ mL} = 0.02500 \text{ L}$$

$$0.01642 \text{ L} \times \frac{0.1327 \text{ mol KMnO}_4}{1 \text{ L}} \times \frac{5 \text{ mol Fe}^{2+}}{1 \text{ mol KMnO}_4} \times \frac{1}{0.02500 \text{ L Fe}^{2+}} = 0.436 \text{ M}$$

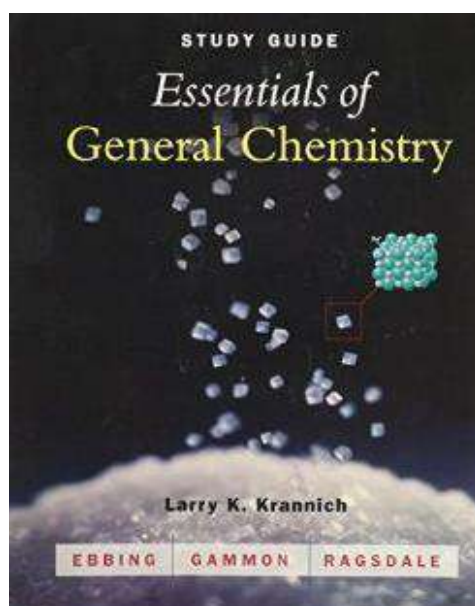


### Lecture References :

1. Raymond Chang ,General Chemistry, McGraw Hill 9th ed., 2007.

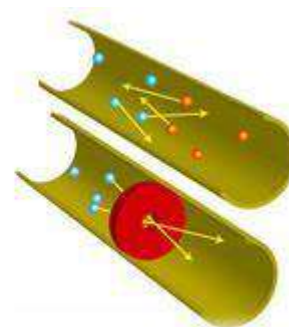
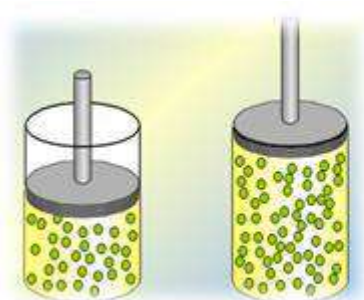


2. Essentials of General Chemistry By D.D.Ebbing, S.D.Gammon, and R.O.Ragsdale, 2003, Houghton Mifflin Company, New York.



## LECTURE 5

### Gases



- 5.1 Substances That Exist As Gases
- 5.2 Pressure of A Gas
- 5.3 The Gas Laws
- 5.4 The Ideal Gas Equation
- 5.5 Gas Stoichiometry
- 5.6 Dalton's Law of Partial Pressures
- 5.7 The Kinetic Molecular Theory of Gases
- 5.8 Deviation From Ideal Behavior



## Physical Characteristics of Gases

- Take the volume and shape of their containers
- Most compressible
- Mix evenly and completely when confined to the same container
- Low Densities

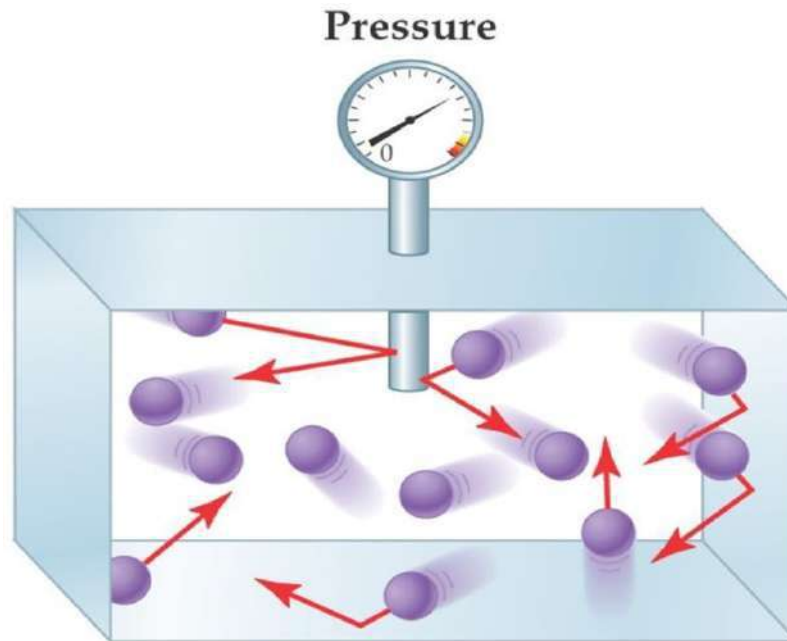
Property	State		
	Solid	Liquid	Gas
Density	High	High (like solids)	Low
Shape	Fixed	Takes shape of low part of container	Expands to fill the container
Compressibility	Small	Small	Large

**TABLE 5.1** Some Substances Found as Gases at 1 atm and 25°C

Elements	Compounds
H <sub>2</sub> (molecular hydrogen)	HF (hydrogen fluoride)
N <sub>2</sub> (molecular nitrogen)	HCl (hydrogen chloride)
O <sub>2</sub> (molecular oxygen)	HBr (hydrogen bromide)
O <sub>3</sub> (ozone)	HI (hydrogen iodide)
F <sub>2</sub> (molecular fluorine)	CO (carbon monoxide)
Cl <sub>2</sub> (molecular chlorine)	CO <sub>2</sub> (carbon dioxide)
He (helium)	NH <sub>3</sub> (ammonia)
Ne (neon)	NO (nitric oxide)
Ar (argon)	NO <sub>2</sub> (nitrogen dioxide)
Kr (krypton)	N <sub>2</sub> O (nitrous oxide)
Xe (xenon)	SO <sub>2</sub> (sulfur dioxide)
Rn (radon)	H <sub>2</sub> S (hydrogen sulfide)
	HCN (hydrogen cyanide)*

\*The boiling point of HCN is 26°C, but it is close enough to qualify as a gas at ordinary atmospheric conditions.

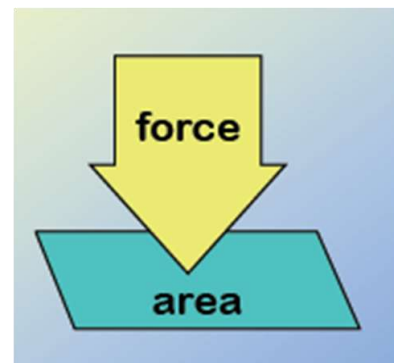
## 5.2 Pressure of A Gas



### Pressure of a gas

$$\text{Pressure} = \frac{\text{Force}}{\text{Area}} = \frac{\text{kg m/s}^2}{\text{m}^2} = \frac{\text{N}}{\text{m}^2}$$

(force = mass x acceleration)  
= kg m/s<sup>2</sup>



### SI Units of Pressure

1 pascal (Pa) = 1 N/m<sup>2</sup>

### Standard atmospheric pressure (1 atm)

= the pressure that support a column of mercury exactly

760mmHg high at 0 °C at sea level

= 760 mmHg

= 760 torr

= 101,325 Pa

= 101.325 KPa

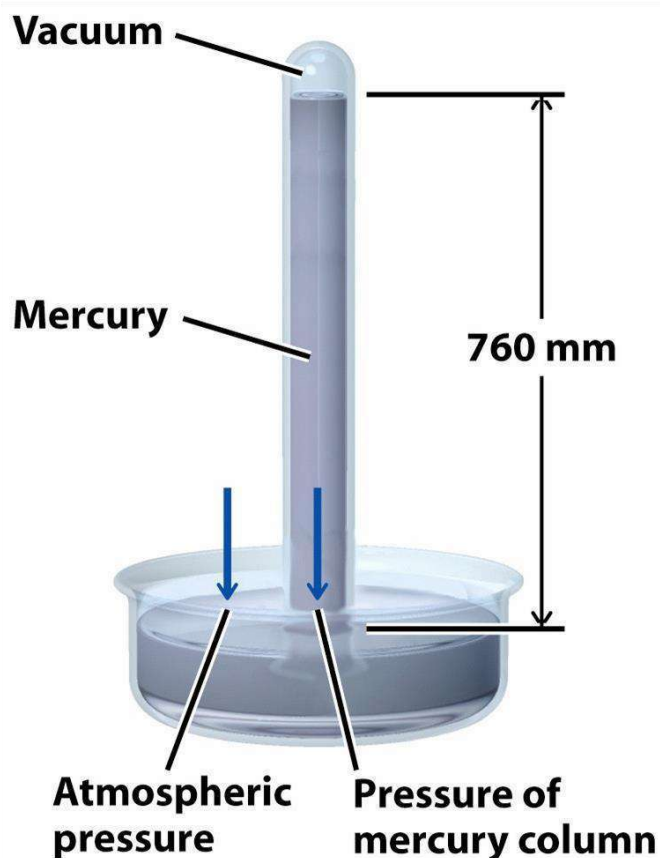
1 pascal (Pa) = 1 N/m<sup>2</sup>

1 atm = 760 mmHg = 760 torr = 101,325 Pa

# Barometer

## A **barometer**

- measures the pressure exerted by the gases in the atmosphere.
- indicates atmospheric pressure as the height in mm of the mercury column.



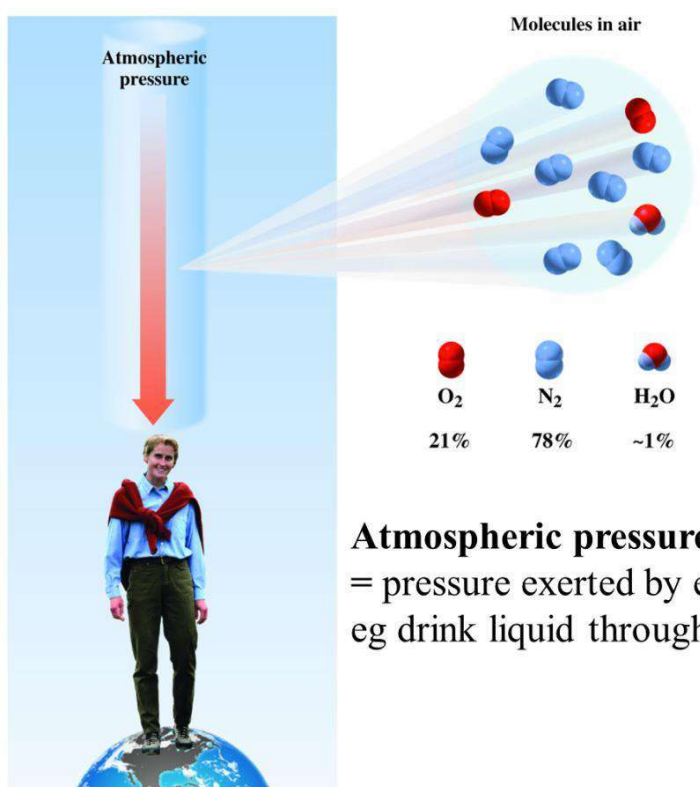
## A. What is 475 mm Hg expressed in atm?

$$475 \cancel{\text{ mm Hg}} \times \frac{1 \text{ atm}}{760 \cancel{\text{ mm Hg}}} = 0.625 \text{ atm}$$

## B. The pressure of a tire is measured as 2.00 atm. What is this pressure in mm Hg?

$$2.00 \cancel{\text{ atm}} \times \frac{760 \text{ mm Hg}}{1 \cancel{\text{ atm}}} = 1520 \text{ mm Hg}$$





## Properties That Describe a Gas

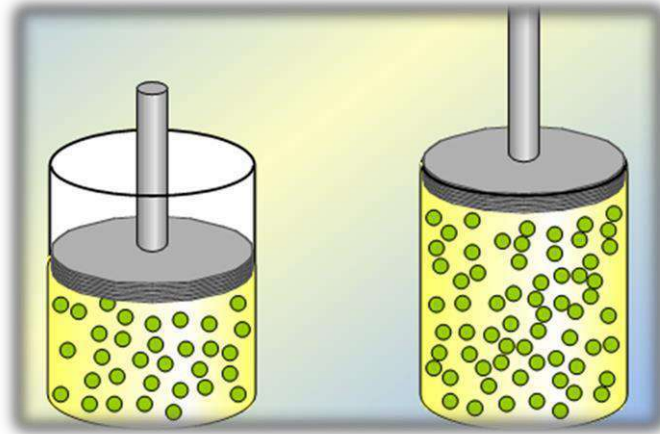
Gases are described in terms of four properties:

**pressure (P), volume(V), temperature(T), and amount(n).**

Property	Description	Unit(s) of Measurement
Pressure ( $P$ )	The force exerted by gas against the walls of the container	atmosphere (atm); mm Hg; torr; pascal
Volume ( $V$ )	The space occupied by the gas	liter (L); milliliter (mL)
Temperature ( $T$ )	Determines the kinetic energy and rate of motion of the gas particles	Celsius ( $^{\circ}\text{C}$ ); Kelvin (K) <i>required in calculations</i>
Amount ( $n$ )	The quantity of gas present in a container	grams (g); moles ( $n$ ) <i>required in calculations</i>

- There are three variables that affect gas **pressure**:
  - 1) The **volume** of the container.
  - 2) The **temperature** of the gas.
  - 3) The **number of molecules** of gas in the container.

## 5.3 The Gas Laws



### The Gas Law

The relationship between **volume**, **pressure**, **temperature** and **moles**

**Boyle's Law**

**Charles's Law**

**Avogadro's Law**

The **Ideal Gas Equation** combines several of these laws into a single relationship.



## Boyle's Law

The volume of a fixed amount of gas at constant temperature is inversely proportional to the gas pressure

$$V \propto \frac{1}{P}$$

$$V = K \frac{1}{P}$$

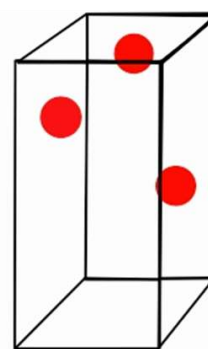
$$P \times V = K$$

$$P_1 V_1 = K = P_2 V_2$$

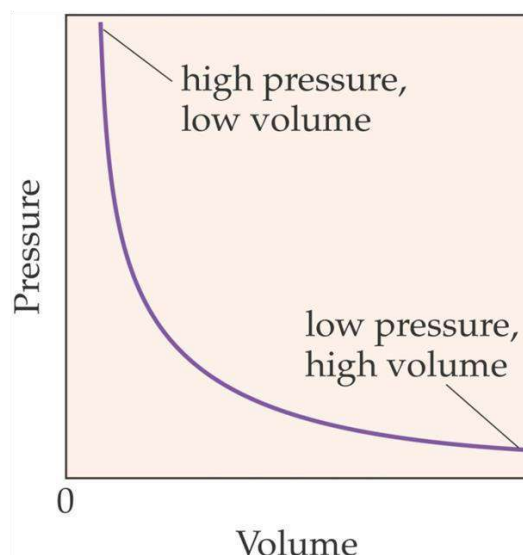
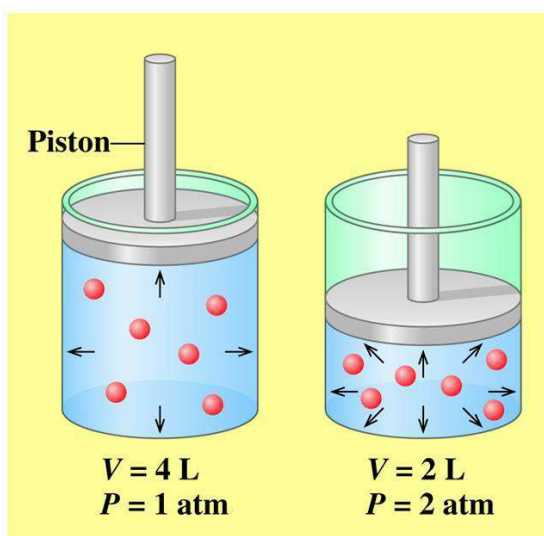
$$P_1 V_1 = P_2 V_2$$

T constant  
n constant

K = proportionality constant



## Boyle's Law



- if volume decreases, the pressure increases.

A sample of chlorine gas occupies a volume of 946 mL at a pressure of 726 mmHg. What is the pressure of the gas (in mmHg) if the volume is reduced at constant temperature to 154 mL?

$$P \times V = \text{constant}$$

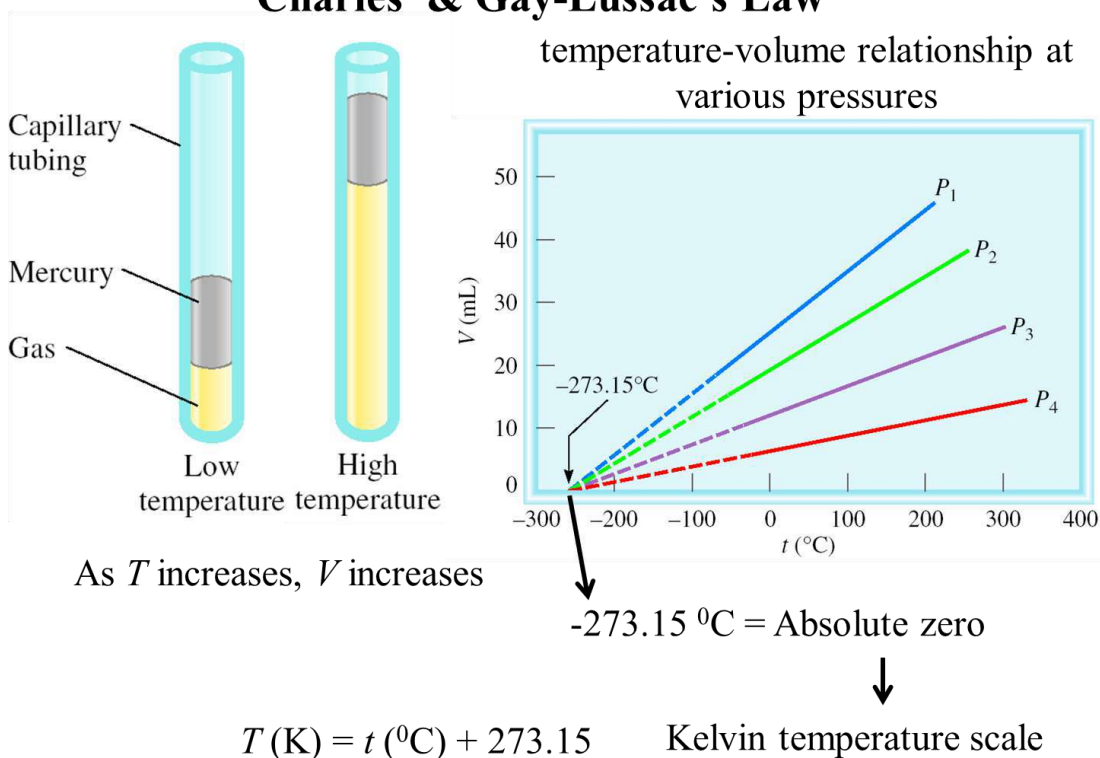
$$P_1 \times V_1 = P_2 \times V_2$$

$$P_1 = 726 \text{ mmHg} \quad P_2 = ?$$

$$V_1 = 946 \text{ mL} \quad V_2 = 154 \text{ mL}$$

$$P_2 = \frac{P_1 \times V_1}{V_2} = \frac{726 \text{ mmHg} \times 946 \text{ mL}}{154 \text{ mL}} = 4460 \text{ mmHg}$$

### Charles' & Gay-Lussac's Law



# Charles' Law

the volume of a fixed amount of gas at constant pressure is *directly proportional* to the absolute temperature (in Kelvin) of the gas

$$V \propto T$$

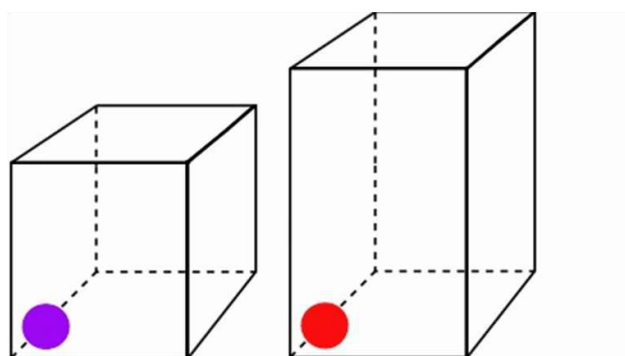
$$V = kT \text{ or } \frac{V}{T} = k$$

$$\frac{V_1}{T_1} = k = \frac{V_2}{T_2}$$

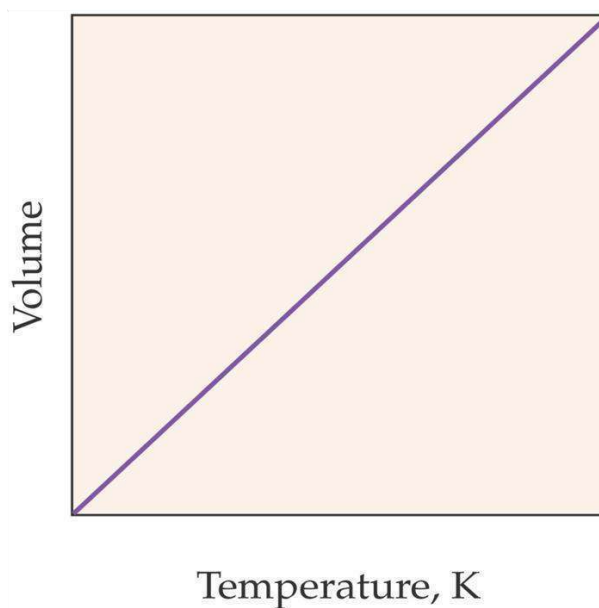
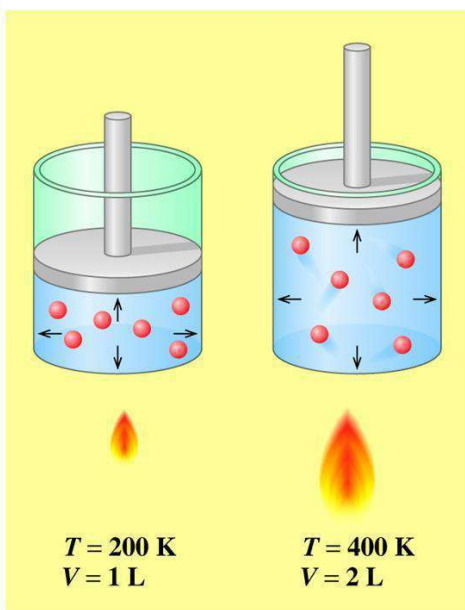
$$\frac{V_1}{T_1} = \frac{V_2}{T_2}$$

**P and n are constant**

Temperature **must** be in Kelvin



# Charles' Law



Copyright © 2005 Pearson Education, Inc., publishing as Benjamin Cummings

If temperature of a gas increases, its volume increases.

- Below is an illustration of Charles's law.
- As a balloon is cooled from room temperature with liquid nitrogen ( $-196\text{ }^{\circ}\text{C}$ ), the volume decreases.




A balloon has a volume of 785 mL at  $21^{\circ}\text{C}$ . If the temperature drop to  $0^{\circ}\text{C}$ , what is the new volume of the balloon (P constant)?

$$\frac{V_1}{T_1} = \frac{V_2}{T_2}$$

$$V_2 = \frac{V_1 \times T_2}{T_1}$$

$$= 785 \text{ mL} \times \frac{(0+273.15) \text{ K}}{(21+273.15) \text{ K}} = 729 \text{ mL}$$



## Avogadro's Law

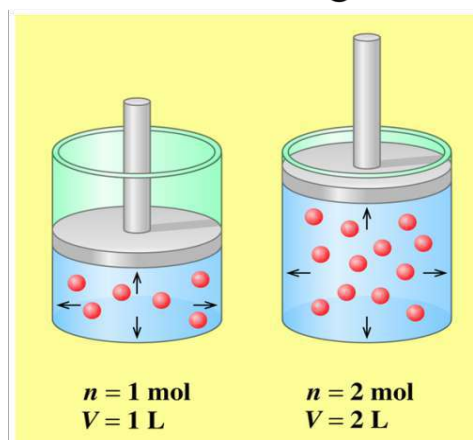
At constant pressure and temperature, volume of gas is directly proportional to the number of moles of the gas

$V$  a number of moles ( $n$ )

$$V = k n \quad \text{T and P are constant}$$

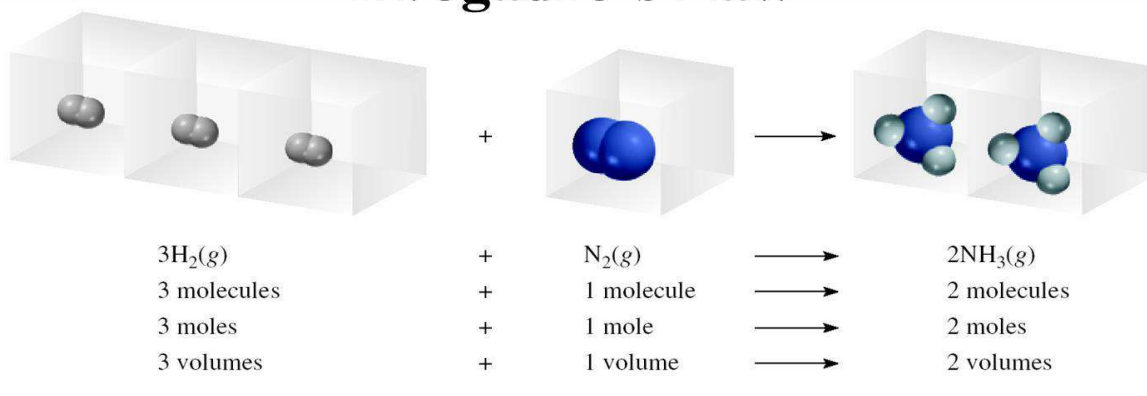
$$\frac{V}{n} = k$$

$$\frac{V_1}{n_1} = \frac{V_2}{n_2}$$




If the number of moles ( $n$ ) of gas increase, the volume increase

## Avogadro's Law



Ammonia burns in oxygen to form nitric oxide (NO) and water vapor. How many volumes of NO are obtained from one volume of ammonia at the same temperature and pressure?



At constant  $T$  and  $P$



If 0.75 mole helium gas occupies a volume of 1.5 L, what volume will 1.2 moles helium occupy at the same temperature and pressure?

$$V_2 = V_1 \times \frac{n_2}{n_1}$$

$$V_2 = 1.5 \text{ L} \times \frac{1.2 \text{ moles He}}{0.75 \text{ mole He}}$$

$$= 2.4\text{L}$$

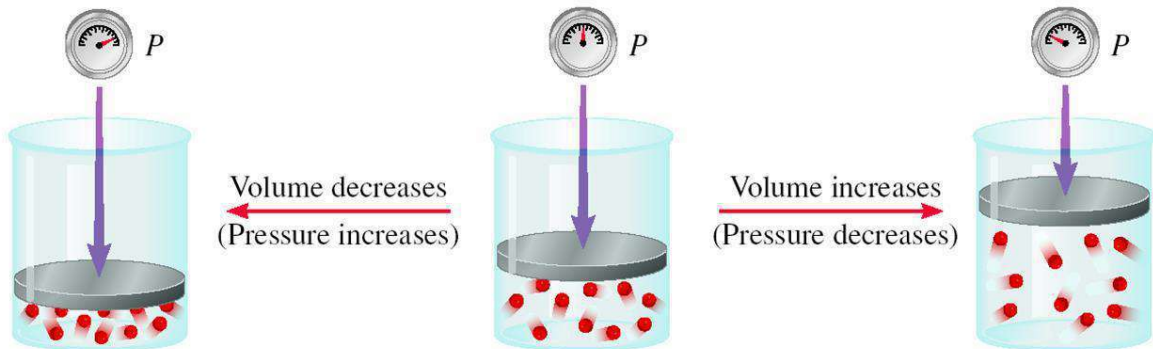


# Summary of Gas Laws

Law	Variable quantities	Constant quantities
Boyle's law	Pressure Volume	Temperature (K) Number of moles
Charles's law	Temperature (K) Volume	Pressure Number of moles
Avogadro's law	Number of moles Volume	Pressure Temperature (K)

Increasing or decreasing the volume of a gas at a constant temperature

## Boyle's Law

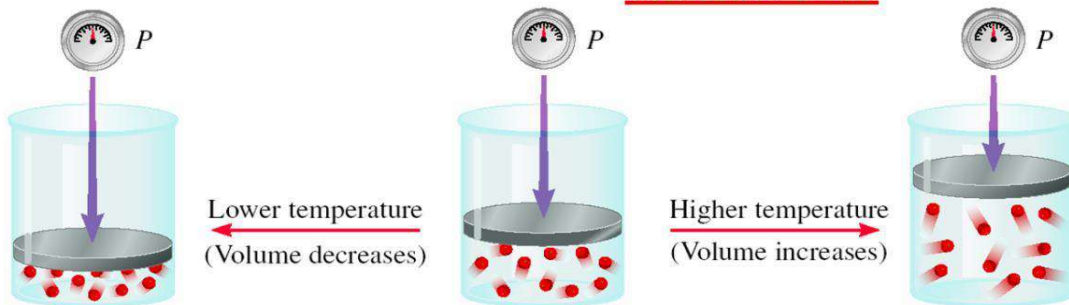


Boyle's Law

$$P = (nRT) \frac{1}{V} \quad nRT \text{ is constant}$$

Heating or cooling a gas at constant pressure

## Charles Law

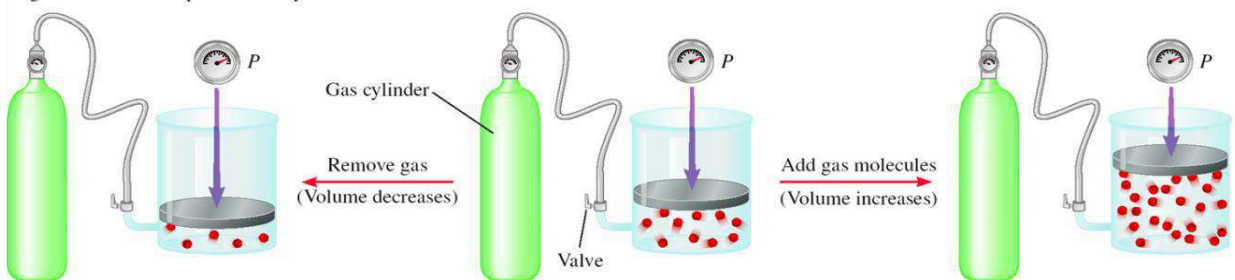


Charles's Law

$$V = \left(\frac{nR}{P}\right) T \quad \frac{nR}{P} \text{ is constant}$$

Dependence of volume on amount of gas at constant temperature and pressure

## Avogadro's Law



Avogadro's Law

$$V = \left(\frac{RT}{P}\right) n \quad \frac{RT}{P} \text{ is constant}$$



## 5.4 The Ideal Gas Equation

### Ideal Gas Equation

**Boyle's law:**  $V \propto \frac{1}{P}$  (at constant  $n$  and  $T$ )

**Charles' law:**  $V \propto T$  (at constant  $n$  and  $P$ )

**Avogadro's law:**  $V \propto n$  (at constant  $P$  and  $T$ )

The **volume** of a gas is inversely proportional to **pressure** and directly proportional to **temperature** and the number of **moles** of molecules

$$V \propto \frac{nT}{P}$$

$$V = R \frac{nT}{P}$$

$$PV = nRT$$

$R$  is the **gas constant**

$P$  = pressure (atm)

$V$  = volume (L)

$n$  = no. of moles (mol)

$R$  = ideal gas constant = 0.08206 (L atm K<sup>-1</sup> mol<sup>-1</sup>)

$T$  = temperature (K)

### Ideal Gas

Ideal gas is a hypothetical gas whose pressure volume-temperature behaviour can be completely accounted for by the ideal gas equation. At 0 °C and 1 atm pressure, many real gases behave like an ideal gas.



## Standard Temperature and Pressure (STP)

The conditions 0 °C (273.15 K) and 1 atm are called **standard temperature and pressure (STP)**.


Experiments show that at STP, 1 mole of an ideal gas occupies 22.414 L.

$$PV = nRT$$

$$R = \frac{PV}{nT} = \frac{(1 \text{ atm})(22.414 \text{ L})}{(1 \text{ mol})(273.15 \text{ K})}$$

$$R = 0.082057 \text{ L} \cdot \text{atm} / (\text{mol} \cdot \text{K})$$

$$R = 0.0821 \text{ L} \cdot \text{atm} / (\text{mol} \cdot \text{K})$$



What is the volume (in liters) occupied by 49.8 g of HCl at STP?

$$T = 0 \text{ }^{\circ}\text{C} = 273.15 \text{ K}$$

$$P = 1 \text{ atm}$$

$$n = 49.8 \text{ g} \times \frac{1 \text{ mol HCl}}{36.45 \text{ g HCl}} = 1.37 \text{ mol}$$

$$PV = nRT$$

$$V = \frac{nRT}{P}$$

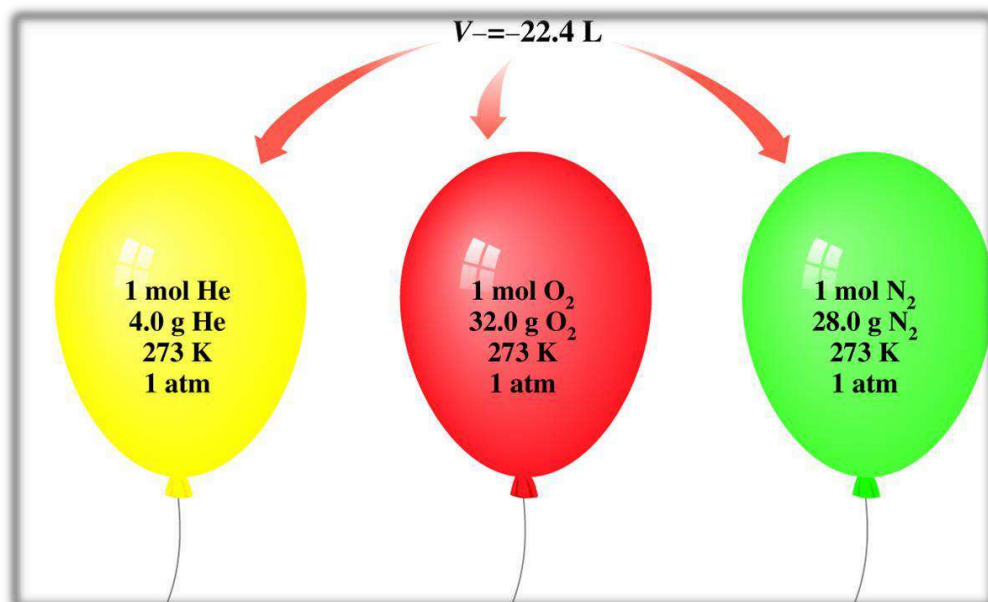
$$V = \frac{1.37 \text{ mol} \times 0.0821 \frac{\text{L} \cdot \text{atm}}{\text{mol} \cdot \text{K}} \times 273.15 \text{ K}}{1 \text{ atm}}$$

$$V = 30.7 \text{ L}$$



## Molar Volume ( $V_m$ )

At STP ( $T= 273.15\text{ K}$ ,  $P= 1\text{ atm}$ ), 1 mole of a gas occupies a volume of 22.41 L (**molar volume**).

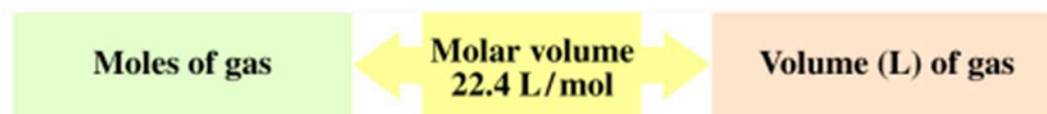


**TABLE 5.1** Volume Occupied by 1 mol of Several Different Gases at  $0^\circ\text{C}$  and 1 atm Pressure

Gas	Formula	Formula mass (amu)	Volume (L)*
hydrogen	$H_2$	2.016	22.43
helium	He	4.003	22.42
nitrogen	$N_2$	28.02	22.38
carbon monoxide	CO	28.01	22.38
oxygen	$O_2$	32.00	22.40

\*The volumes are expressed to four significant figures to show the variability that accompanied these experimentally determined values.

## Using Molar Volume



**What is the volume occupied by 2.75 moles N<sub>2</sub> gas at STP?**

$$2.75 \text{ moles N}_2 \times \frac{22.41 \text{ L}}{1 \text{ mole}} = 61.63 \text{ L}$$

**How many grams of He are present in 8.00 L of gas at STP?**

$$8.00 \text{ L} \times \frac{1 \text{ mole He}}{22.41 \text{ L}} \times \frac{4.00 \text{ g He}}{1 \text{ mole He}} = 1.43 \text{ g He}$$

## Combined Gas Law

$$PV = nRT$$

$$\frac{PV}{nT} = R$$

$$\frac{P_1V_1}{n_1T_1} = \frac{P_2V_2}{n_2T_2}$$

The combined gas law uses Boyle's Law, Charles' Law, and Avogadro's Law

Argon is an inert gas used in lightbulbs to retard the vaporization of the filament. A certain lightbulb containing argon at 1.20 atm and 18 °C is heated to 85 °C at constant volume. What is the final pressure of argon in the lightbulb (in atm)?



$$PV = nRT \quad n, V \text{ and } R \text{ are constant}$$

$$\frac{nR}{V} = \frac{P}{T} = \text{constant} \quad \begin{array}{ll} P_1 = 1.20 \text{ atm} & P_2 = ? \\ T_1 = 291 \text{ K} & T_2 = 358 \text{ K} \end{array}$$

$$\frac{P_1}{T_1} = \frac{P_2}{T_2}$$

$$P_2 = P_1 \times \frac{T_2}{T_1} = 1.20 \text{ atm} \times \frac{358 \text{ K}}{291 \text{ K}} = 1.48 \text{ atm}$$

A gas has a volume of 675 mL at 35°C and 646 mm Hg pressure. What is the volume(mL) of the gas at -95°C and a pressure of 802 mm Hg (n constant)?

$$T_1 = 308 \text{ K}$$

$$T_2 = -95^\circ\text{C} + 273 = 178\text{K}$$

$$V_1 = 675 \text{ mL}$$

$$V_2 = ???$$

$$P_1 = 646 \text{ mm Hg}$$

$$P_2 = 802 \text{ mm Hg}$$

$$\frac{P_1 V_1}{T_1} = \frac{P_2 V_2}{T_2}$$

$$V_2 = V_1 \times \frac{P_1}{P_2} \times \frac{T_2}{T_1}$$

$$V_2 = 675 \text{ mL} \times \frac{646 \text{ mm Hg} \times 178\text{K}}{802 \text{ mm Hg} \times 308\text{K}} = 314 \text{ mL}$$

## Density ( $d$ ) and Molar Mass ( $M$ ) Calculations

$$PV = nRT$$

$$P = \frac{n}{V} RT$$

$$P = \frac{m}{M} \frac{1}{V} RT$$

$m$  is the mass of the gas in g  
 $M$  is the molar mass of the gas

$$P = \frac{m}{V} \frac{1}{M} RT$$

$$d = \frac{m}{V} \text{ (in g/L)}$$

$$P M = dRT$$

$$d = \frac{P M}{RT}$$

$$M = \frac{dRT}{P}$$

**A 2.10-L vessel contains 4.65 g of a gas at 1.00 atm and 27.0 °C. What is the molar mass of the gas?**

$$M = \frac{dRT}{P}$$

$$d = \frac{m}{V} = \frac{4.65 \text{ g}}{2.10 \text{ L}} = 2.21 \frac{\text{g}}{\text{L}}$$

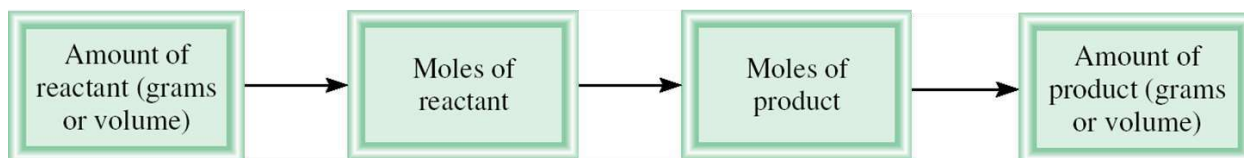
$$M = \frac{2.21 \frac{\text{g}}{\text{L}} \times 0.0821 \frac{\text{L}\cdot\text{atm}}{\text{mol}\cdot\text{K}} \times 300.15 \text{ K}}{1 \text{ atm}}$$

$$M = 54.5 \text{ g/mol}$$

## 5.5 Gas Stoichiometry

### Gas Stoichiometry

Calculation about amounts (moles) or volumes of reactants and products



**What volume (L) of O<sub>2</sub> gas is needed to completely react with 15.0 g of aluminum at STP?**



**mass of Al → mole of Al → mole of O<sub>2</sub> → volume of O<sub>2</sub> (STP)**

$$15.0 \text{ g Al} \times \frac{1 \text{ mole Al}}{27.0 \text{ g Al}} \times \frac{3 \text{ moles O}_2}{4 \text{ moles Al}} \times \frac{22.41 \text{ L}}{1 \text{ mole O}_2} = 9.34 \text{ L O}_2$$

What is the volume of  $\text{CO}_2$  produced at  $37^\circ\text{C}$  and  $1.00\text{ atm}$  when  $5.60\text{ g}$  of glucose are used up in the reaction:

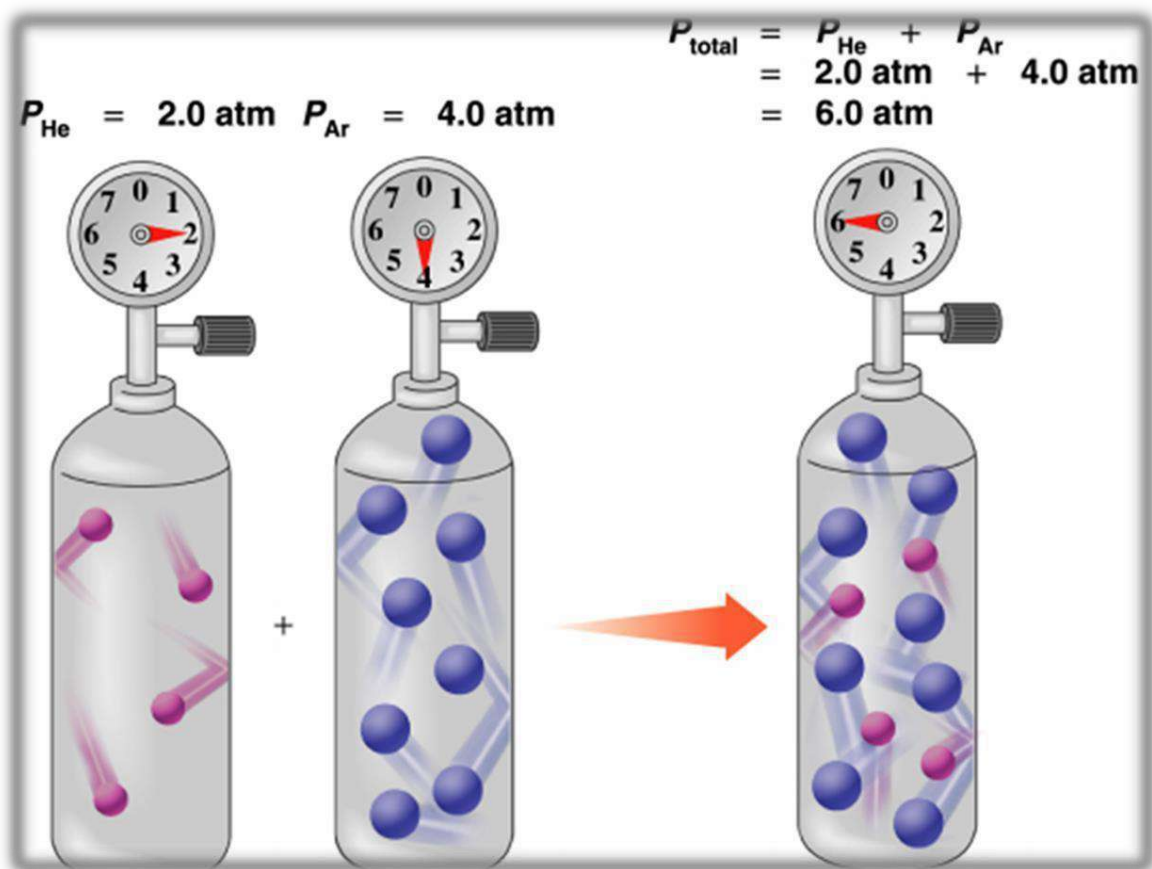


$\text{g C}_6\text{H}_{12}\text{O}_6 \longrightarrow \text{mol C}_6\text{H}_{12}\text{O}_6 \longrightarrow \text{mol CO}_2 \longrightarrow V \text{ CO}_2$

$$5.60\text{ g C}_6\text{H}_{12}\text{O}_6 \times \frac{1\text{ mol C}_6\text{H}_{12}\text{O}_6}{180\text{ g C}_6\text{H}_{12}\text{O}_6} \times \frac{6\text{ mol CO}_2}{1\text{ mol C}_6\text{H}_{12}\text{O}_6} = 0.187\text{ mol CO}_2$$

$$V = \frac{nRT}{P} = \frac{0.187\text{ mol} \times 0.0821 \frac{\text{L}\cdot\text{atm}}{\text{mol}\cdot\text{K}} \times 310.15\text{ K}}{1.00\text{ atm}} = 4.76\text{ L}$$

## 5.6 Dalton's Law of Partial Pressures



The **partial pressure** of a gas

- is the pressure of each gas in a mixture.
- is the pressure that gas would exert if it were by itself in the container.

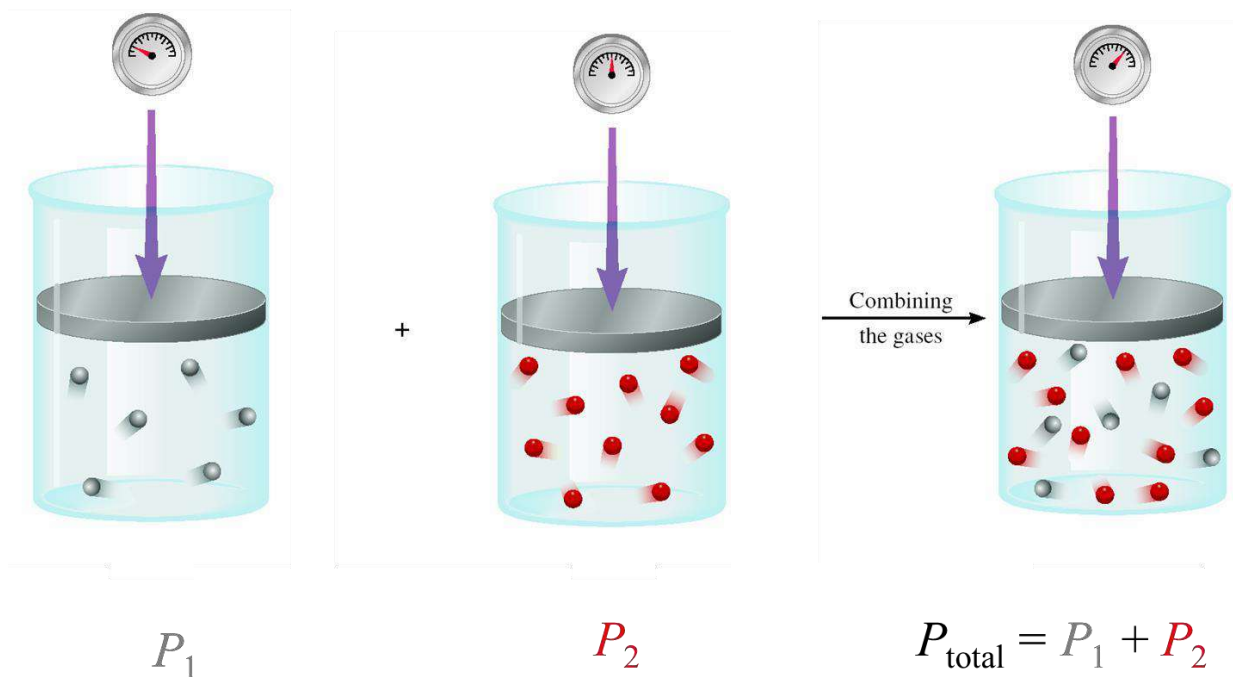
**Dalton's Law of Partial Pressures** states that the total pressure of a gaseous mixture is equal to the sum of the individual pressures of each gas.

$$P_1 + P_2 + P_3 + \dots = P_{\text{total}}$$

The pressure depends on the total number of gas particles, not on the types of particles.

## Dalton's Law of Partial Pressures

*V* and *T* are constant





## Typical composition of air

<b>Gas</b>	<b>Partial Pressure (mm Hg)</b>	<b>Percentage (%)</b>
Nitrogen, N <sub>2</sub>	594.0	78
Oxygen, O <sub>2</sub>	160.0	21
Carbon dioxide, CO <sub>2</sub>	0.3	1
Water vapor, H <sub>2</sub> O	5.7	
<b>Total air</b>	<b>760.0</b>	<b>100</b>

- An atmospheric sample contains nitrogen, oxygen, and argon. If the partial pressure of nitrogen is 587 mm Hg, oxygen is 158 mm Hg, and argon is 7 mm Hg, what is the barometric pressure?

$$P_{\text{total}} = P_{\text{nitrogen}} + P_{\text{oxygen}} + P_{\text{argon}}$$

$$P_{\text{total}} = 587 \text{ mm Hg} + 158 \text{ mm Hg} + 7 \text{ mm Hg}$$

$$P_{\text{total}} = 752 \text{ mm Hg}$$

**A scuba tank contains O<sub>2</sub> with a pressure of 0.450 atm and He at 855 mm Hg. What is the total pressure in mm Hg in the tank?**

$$0.450 \text{ atm} \times \frac{760 \text{ mm Hg}}{1 \text{ atm}} = 342 \text{ mm Hg} = P_{\text{O}_2}$$

$$P_{\text{total}} = P_{\text{O}_2} + P_{\text{He}}$$

$$\begin{aligned} P_{\text{total}} &= 342 \text{ mm Hg} + 855 \text{ mm Hg} \\ &= 1197 \text{ mm Hg} \end{aligned}$$

Consider a case in which two gases, A and B, are in a container of volume V.

$$P_A = \frac{n_A RT}{V}$$

$n_A$  is the number of moles of A

$$P_B = \frac{n_B RT}{V}$$

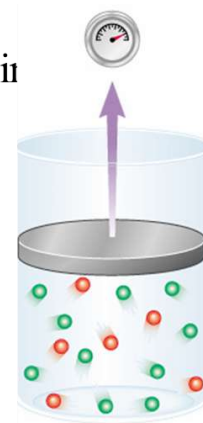
$n_B$  is the number of moles of B

$$P_T = P_A + P_B \quad X_A = \frac{n_A}{n_A + n_B} \quad X_B = \frac{n_B}{n_A + n_B}$$

$$P_A = X_A P_T \quad P_B = X_B P_T$$

$$\boxed{P_i = X_i P_T}$$

$$\text{mole fraction } (X_i) = \frac{n_i}{n_T}$$



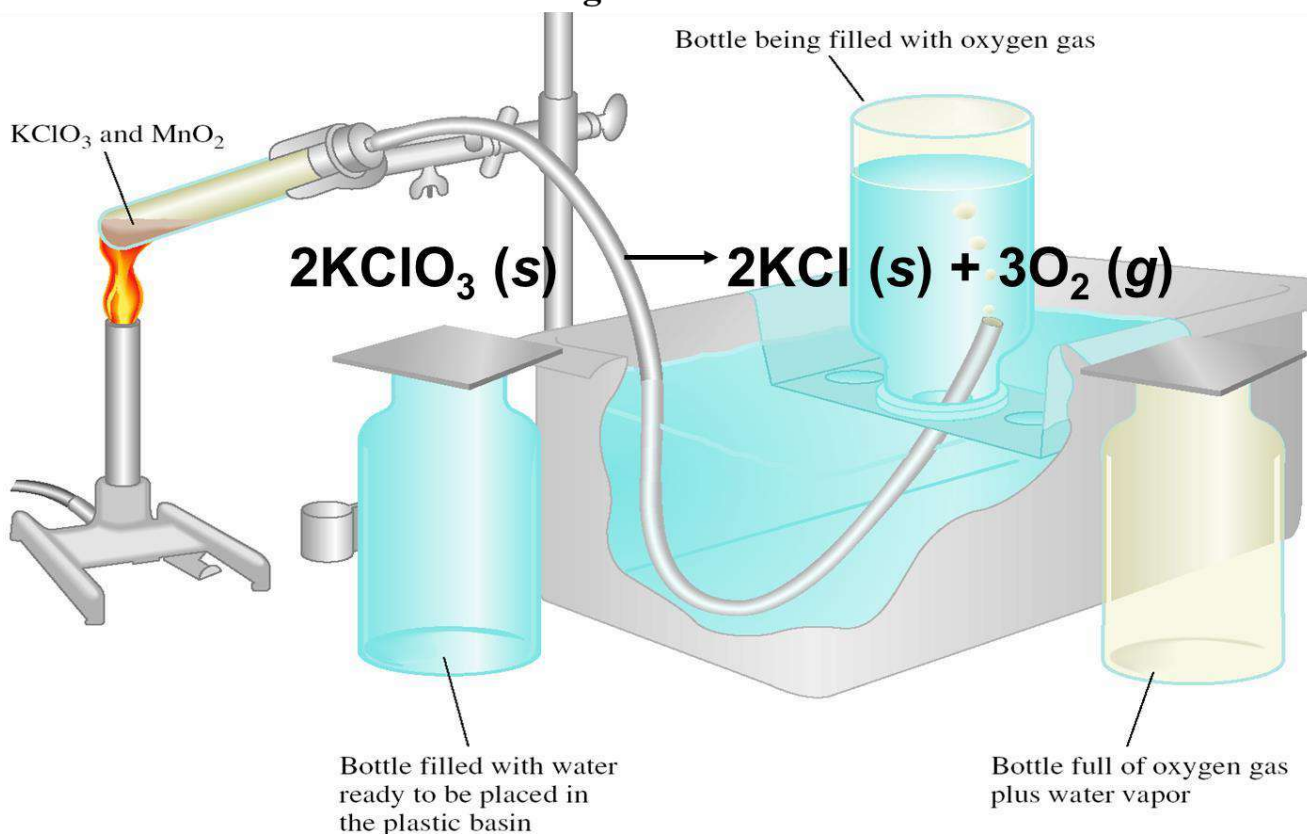
A sample of natural gas contains 8.24 moles of  $\text{CH}_4$ , 0.421 moles of  $\text{C}_2\text{H}_6$ , and 0.116 moles of  $\text{C}_3\text{H}_8$ . If the total pressure of the gases is 1.37 atm, what is the partial pressure of propane ( $\text{C}_3\text{H}_8$ )?

$$P_i = X_i P_T \quad P_T = 1.37 \text{ atm}$$

$$X_{\text{propane}} = \frac{0.116}{8.24 + 0.421 + 0.116} = 0.0132$$

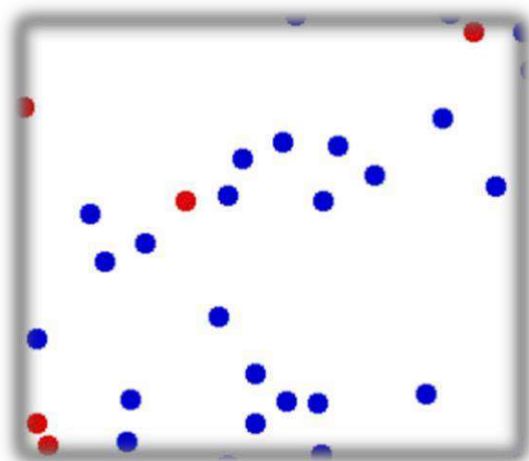
$$P_{\text{propane}} = 0.0132 \times 1.37 \text{ atm} = 0.0181 \text{ atm}$$

### Collecting a Gas over Water



$$P_T = P_{\text{O}_2} + P_{\text{H}_2\text{O}}$$

## 5.7 Kinetic Molecular Theory of Gases



### Kinetic Molecular Theory of Gases

This theory explains the behavior of gases

1. Gases are composed of molecules that are **separated by large distances**. The molecules (“point”) possess **mass** but have negligible **volume**.
2. Gas molecules are in **constant motion** in **random directions**, and they frequently collide with one another. Collisions among molecules are perfectly elastic (energy can be transferred between molecules but no energy is gained or lost during collision).
3. Gas molecules exert neither **attractive** nor **repulsive forces** on one another.
4. Energy of motion is called **kinetic energy (KE)**. The average KE of the molecules is proportional to **absolute T**. Any two gases at the same T will have the same average KE.

# Kinetic Molecular Theory of Gases

$$\overline{\text{KE}} = \frac{1}{2} m \overline{u^2} \quad m = \text{mass of the molecule}$$

$$\overline{\text{KE}} \propto T \quad \overline{u^2} = \text{mean square speed}$$

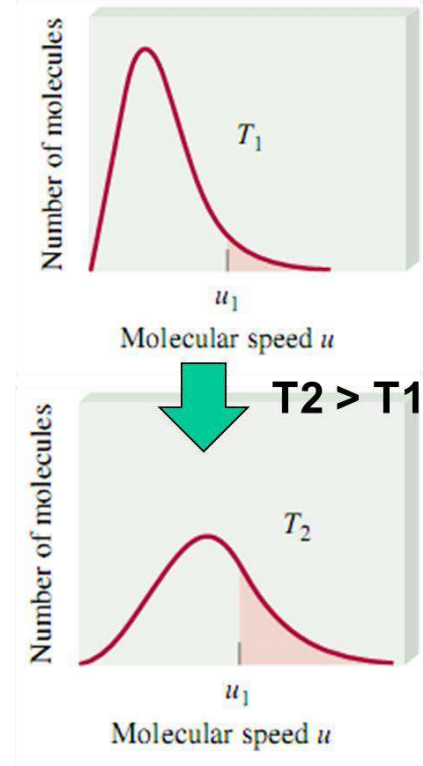
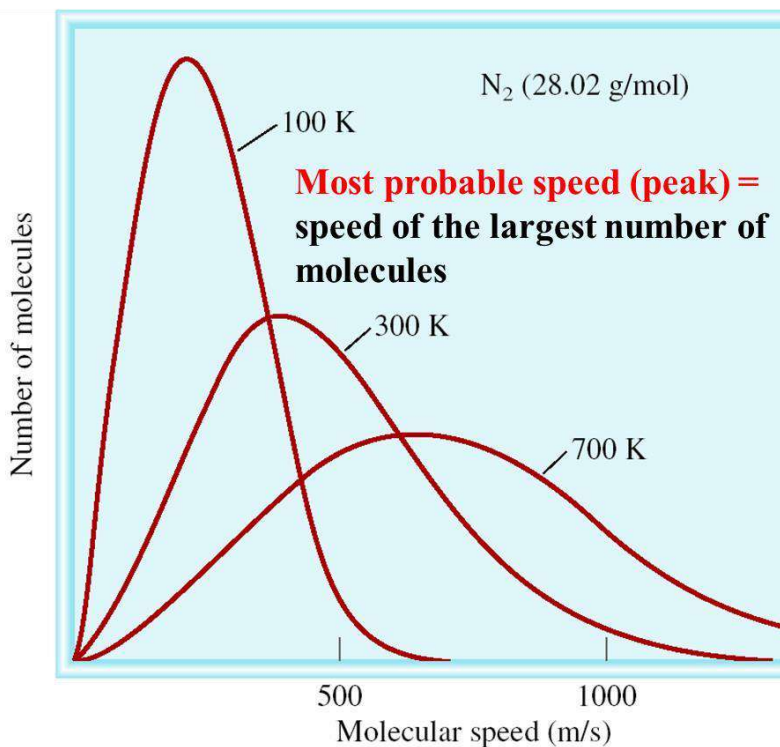
$$\frac{1}{2} m \overline{u^2} \propto T \quad C = \text{proportionality constant}$$

$$\frac{1}{2} m \overline{u^2} = CT$$

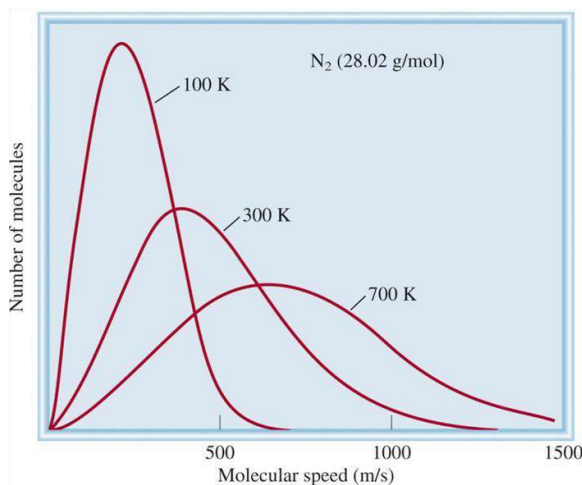
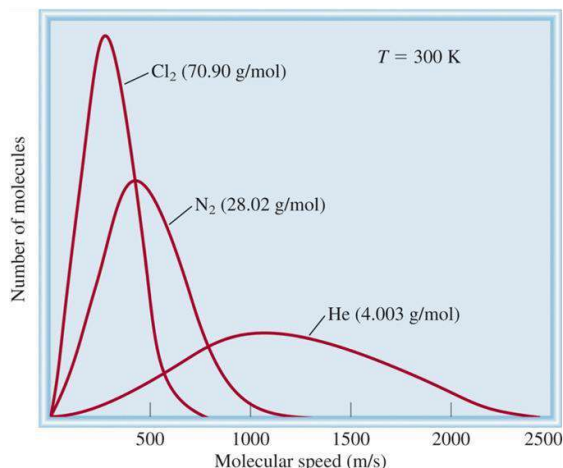
∴ The T of a gas is a measure of the average KE of the molecules

## Maxwell speed distribution curves

The distribution of gas molecule speeds at various temperature  
 ↑T, ↑ number of molecules moving at high speed



## Root-mean-square (rms) speed ( $u_{\text{rms}}$ )



Average  
molecular speed  
of a gas

$$u_{\text{rms}} = \sqrt{\frac{3RT}{\mathcal{M}}}$$

Unit = m/s

T in K  
 $\mathcal{M}$  in kg/mol

R = 8.314 J/K. mol


$u_{\text{rms}}$  of  
smaller mass  
(lighter) gas

>

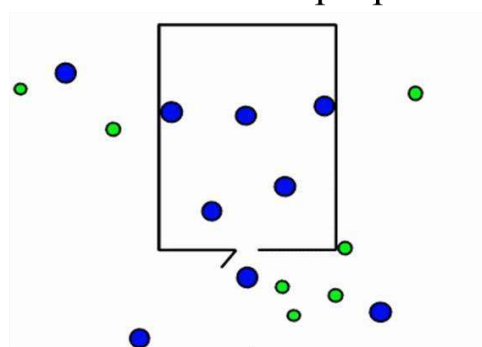
$u_{\text{rms}}$  of  
higher mass  
(heavier) gas

$$1\text{ J} = 1\text{ kg m}^2/\text{s}^2$$

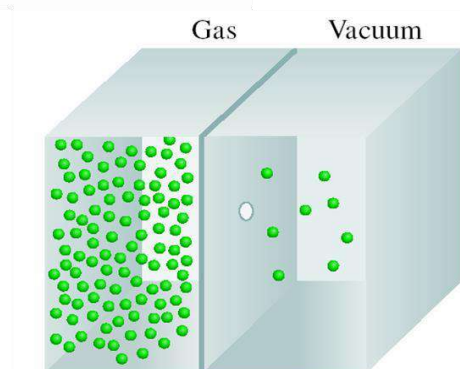
**Gas diffusion** is the gradual mixing of molecules of one gas with molecules of another by virtue of their kinetic properties.



molecular path

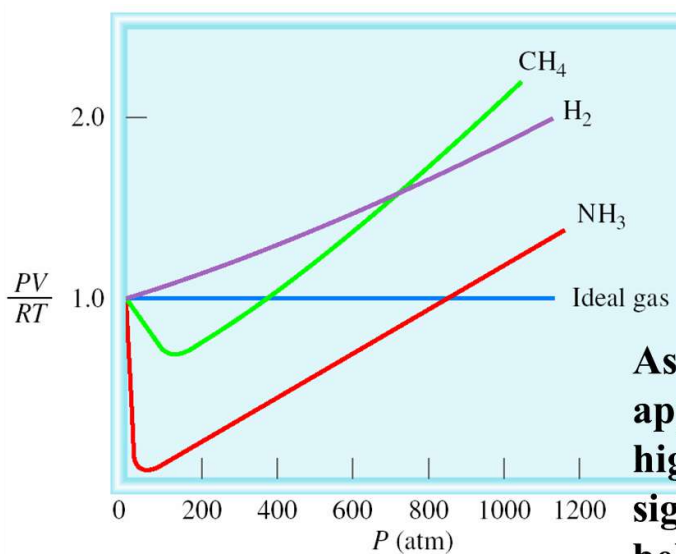
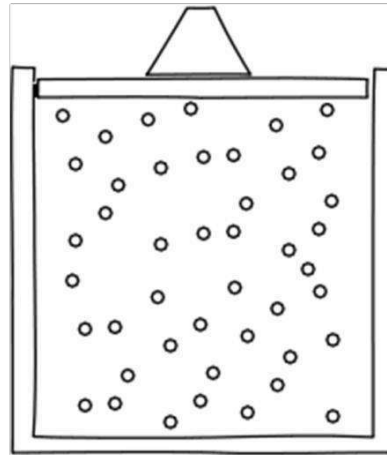
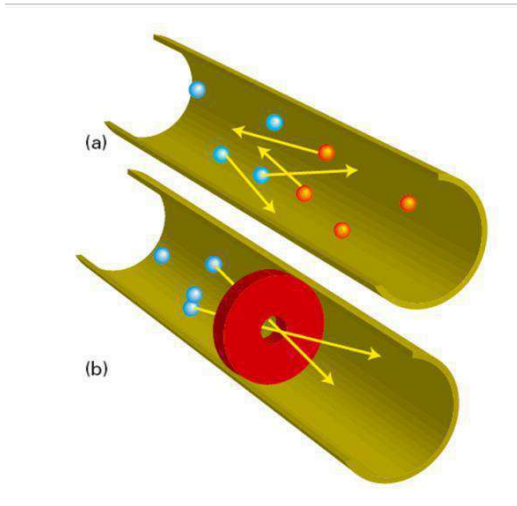


**Gas effusion** is the process by which gas under pressure escapes from one compartment of a container to another by passing through a small opening.





## 5.8 Deviations from Ideal Behaviour



1 mole of ideal gas

$$PV = nRT$$

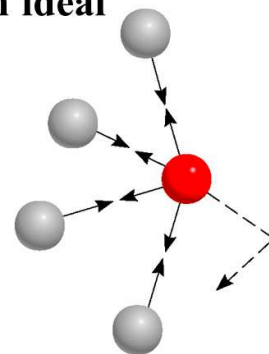
$$n = \frac{PV}{RT} = 1.0$$

As P approaches zero, all gases approach ideal behavior. At higher P, gases deviate significantly from ideal behavior

**Why real gases deviate from ideal behavior ???**

**At higher P, gas density ↑, molecules are close together. Intermolecular forces (attractive force) exist and affect the motion of the molecules**

**In real gases, the molecules possess definite volume**





## Ideal gas (behave ideally)

## Real gas (behave non-ideally)

**High temperature and low pressure**

**Low temperature and high pressure**

**Wall**

**Wall**

**Ideal gas is one where:**

- the volume of the molecule is insignificant when compared to the volume of its container.
- all collisions are elastic.
- no forces of attraction exist between the molecules

### *Van der Waals equation*

This equation is a modification of the ideal gas equation. It accounts for the attractive forces and molecular volume

$$\left( P + \frac{an^2}{V^2} \right) (V - nb) = nRT$$

$\underbrace{\hspace{2em}}$  corrected pressure       $\underbrace{\hspace{2em}}$  corrected volume

a, b = constant


**TABLE 5.4**

van der Waals Constants of Some Common Gases

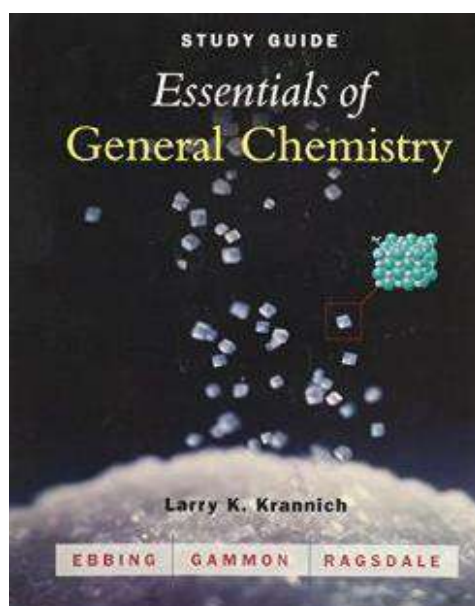
Gas	a $\left( \frac{\text{atm} \cdot \text{L}^2}{\text{mol}^2} \right)$	b $\left( \frac{\text{L}}{\text{mol}} \right)$
He	0.034	0.0237
Ne	0.211	0.0171
Ar	1.34	0.0322
Kr	2.32	0.0398
Xe	4.19	0.0266
H <sub>2</sub>	0.244	0.0266
N <sub>2</sub>	1.39	0.0391
O <sub>2</sub>	1.36	0.0318
Cl <sub>2</sub>	6.49	0.0562
CO <sub>2</sub>	3.59	0.0427
CH <sub>4</sub>	2.25	0.0428
CCl <sub>4</sub>	20.4	0.138
NH <sub>3</sub>	4.17	0.0371
H <sub>2</sub> O	5.46	0.0305

### Lecture References :

1. Raymond Chang ,General Chemistry, McGraw Hill 9th ed., 2007.



2. Essentials of General Chemistry By D.D.Ebbing, S.D.Gammon, and R.O.Ragsdale, 2003, Houghton Mifflin Company, New York.



## LECTURE 6

### Thermochemistry



6.1 The Nature of Energy and Types of Energy

6.2 Energy Changes in Chemical Reactions

6.3 Introduction to Thermodynamics

6.4 Enthalpy

6.5 Calorimetry

6.6 Standard Enthalpy of Formation and Reaction

6.7 Heat of Solution and dilution

## 6.1 The nature of energy and types of energy



**Energy** is the capacity to do work.

**Work**(w) = energy used to move an object over some distance

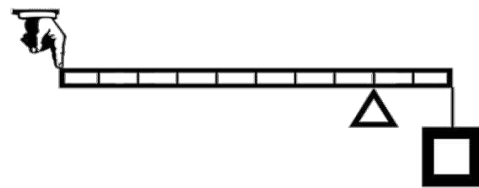
= force x distance ( $F \times d$ )

=  $1 \text{ kgm}^2/\text{s}^2$

= 1 Nm

= 1 J

SI unit = **Joule (J)**



*One joule of work is done when a force of one Newton is applied over a distance of one metre*

**Velocity** (m/s)

**Acceleration** ( $\text{m}/\text{s}^2$ )

**Force** = mass (kg) x acceleration ( $\text{m}/\text{s}^2$ )

=  $\text{kgm}/\text{s}^2$

= N

# Types of energy

- ***Kinetic energy*** is the energy of motion
- ***Potential energy*** is the energy associated with an object's position
- ***Radiant energy*** comes from the sun and is earth's primary energy source
- ***Thermal energy*** is the energy associated with the random motion of atoms and molecules
- ***Chemical energy*** is the energy stored within the bonds of chemical substances
- ***Nuclear energy*** is the energy stored within the collection of neutrons and protons in the atom

## 6.2 Energy changes in chemical reactions






## Law of conservation of energy

- Energy can be converted from one form to another or transferred from one object to another.
- Total amount of energy in the universe remains constant.
- Energy cannot be created or destroyed.

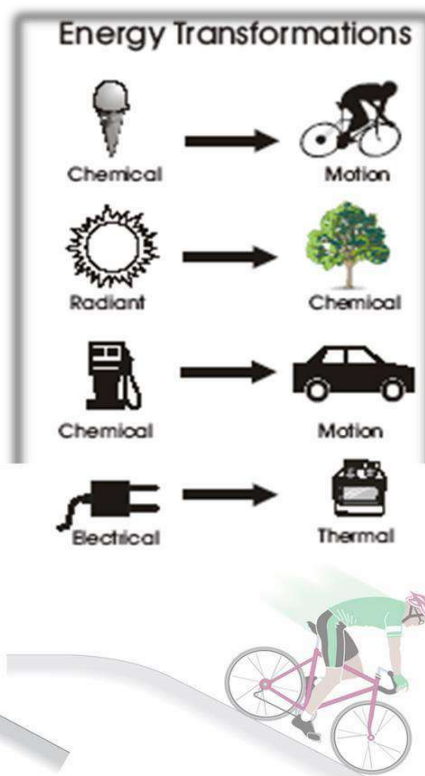
## Energy conversion



electrical energy to light energy to thermal and radiant energy



Potential energy to kinetic energy

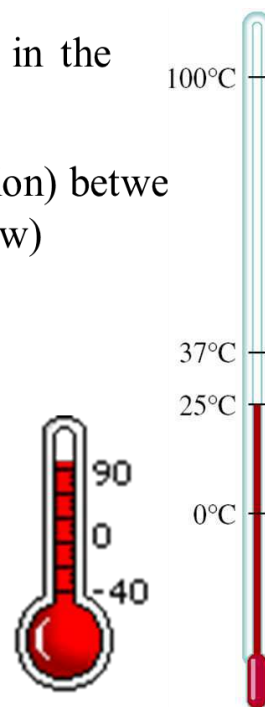


Almost all chemical reactions absorb/produce energy in the form of heat

**Heat** is the transfer of **thermal energy** (molecular motion) between two bodies that are at different temperatures (Heat flow)

**Temperature** is a measure of the thermal energy.

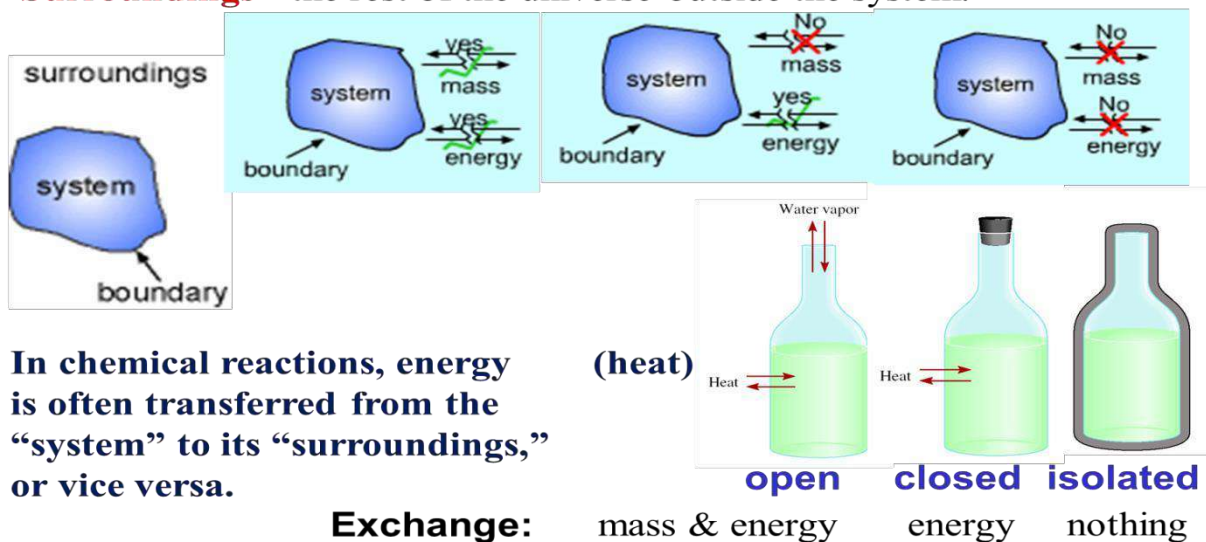
Temperature  $\neq$  Thermal Energy



## System and Surroundings

**System** - the specific part of the universe that is of interest in the study. Systems usually include substances involved in chemical and physical changes.

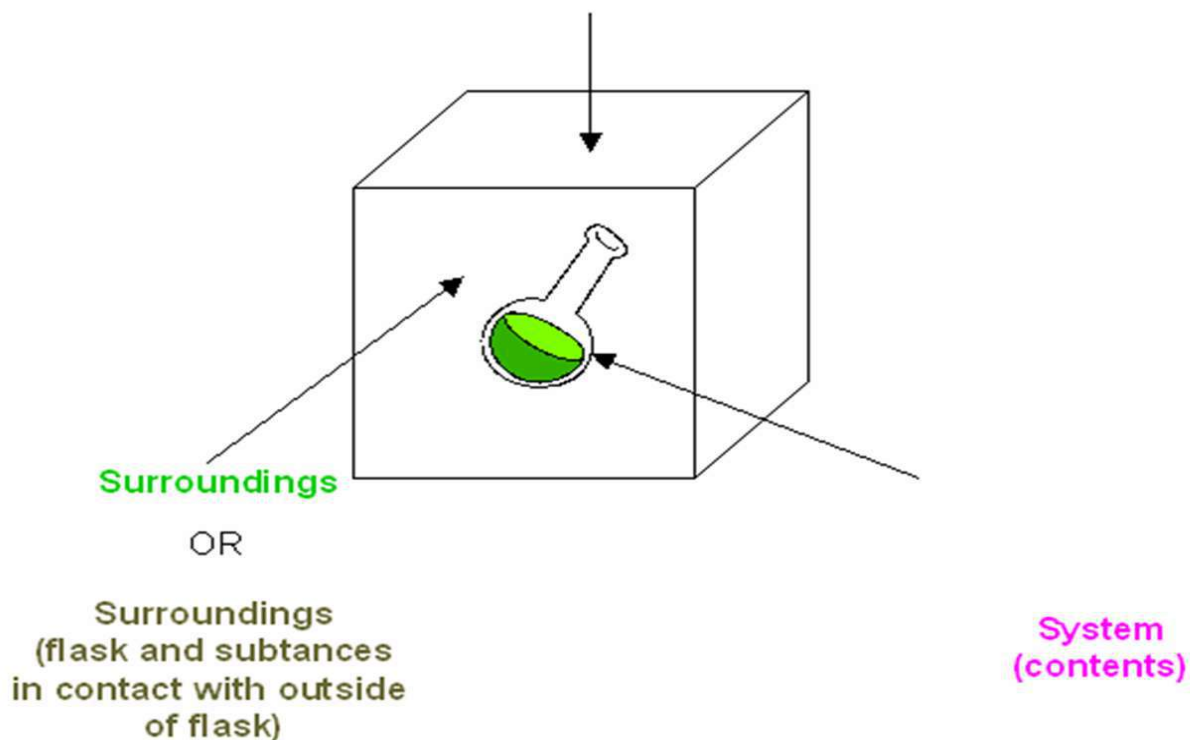
**Surroundings** - the rest of the universe outside the system.



In chemical reactions, energy is often transferred from the “system” to its “surroundings,” or vice versa.

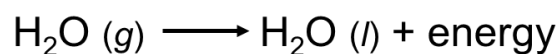
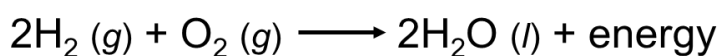
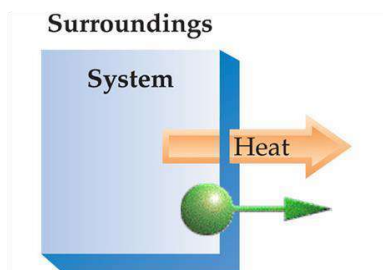
## System and Surrounding

Universe = System + Surroundings

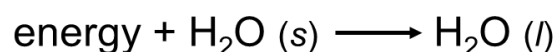
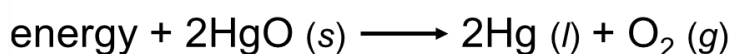
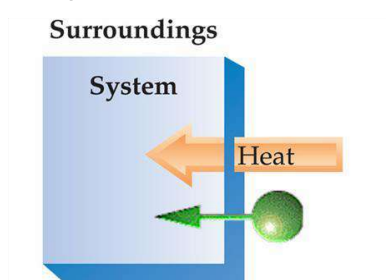




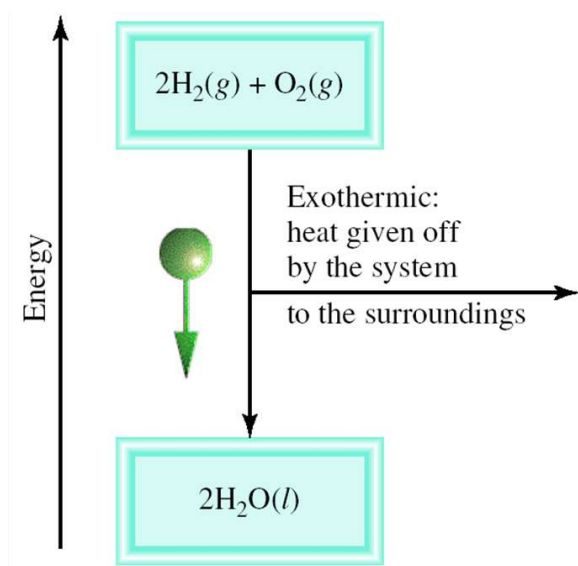
**Exothermic process** is any process that gives off heat – transfers thermal energy from the system to the surroundings.



**Endothermic process** is any process in which heat has to be supplied to the system from the surroundings.

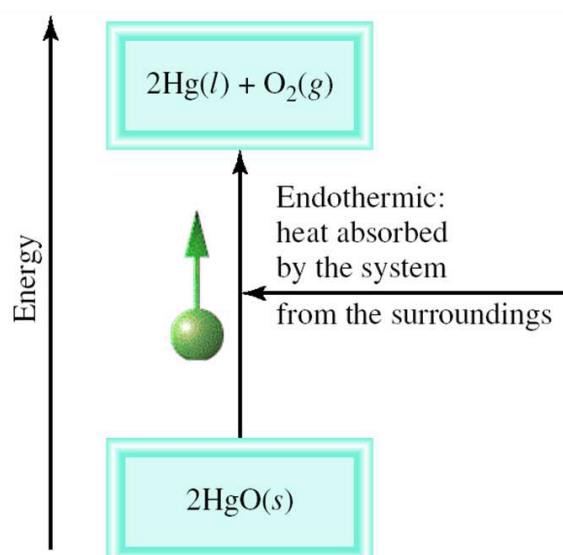


### Exothermic



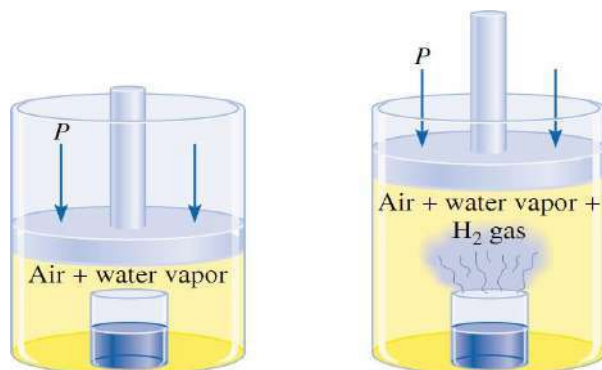
**energy of the products < energy of the reactants**

### Endothermic



**energy of the products > energy of the reactants**

## 6.3 Introduction to thermodynamics



**Thermochemistry** is the study of heat change in chemical reactions. Thermochemistry is part of a broader subject called Thermodynamics.

**Thermodynamic** = scientific study of the interconversion of heat and other kinds of energy

**State of a system** = the values of all relevant macroscopic properties- example: energy, temperature, pressure, volume.

### State function

- properties that are determined by the state of the system (eg. energy, temp, pressure, volume).
- depends only on the **initial** and **final** states of the system, not on the path by which the system arrived at that state.

$$\Delta E = E_{final} - E_{initial} \quad \Delta V = V_{final} - V_{initial}$$

$$\Delta P = P_{final} - P_{initial} \quad \Delta T = T_{final} - T_{initial}$$

$$\Delta w \times w_{final} - w_{initial}$$

q and w are not state functions

They are not properties of a system

$$\Delta q \times q_{final} - q_{initial}$$

- **Energy, E** is a function of state-not easily measured.
- $\Delta E$  has a unique value between two states-easily measured.

$$\Delta E = E_{final} - E_{initial}$$

- Independent of the path by which the system achieved that state.

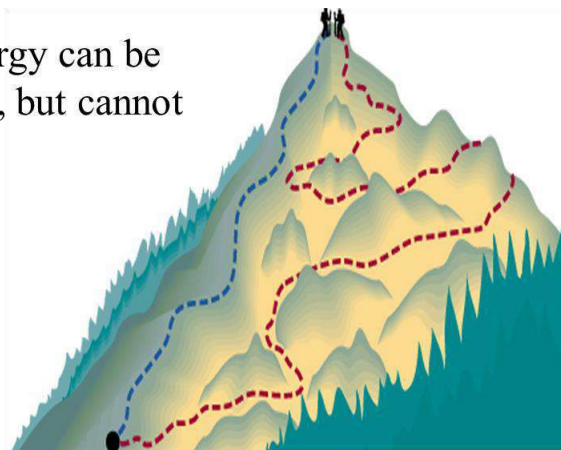
Potential energy of **hiker 1** and **hiker 2** is the same even though they took different paths.

**First law of thermodynamics** – energy can be converted from one form to another, but cannot be created or destroyed.

Change in internal energy,

$$\Delta E = E_{final} - E_{initial}$$

Internal energy = Total energy (**kinetic** + **potential**) in a system



Transfer of energy from the system to the surroundings does not change the total energy of the universe

$$\Delta E_{system} + \Delta E_{surroundings} = 0$$

$$\Delta E_{system} = -\Delta E_{surroundings}$$

Energy **lost** by the system = Energy **gained** by the surroundings

### Change of energy (DE)

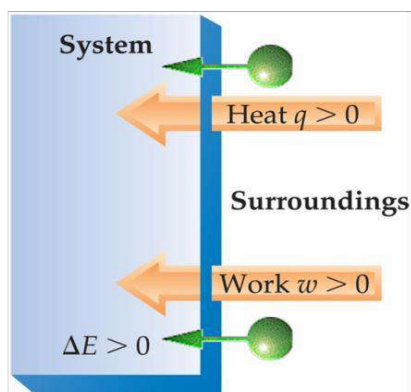
When energy is exchanged between the system and the surroundings, it is exchanged as either heat ( $q$ ) or work ( $w$ ).

$$\Delta E = q + w$$

$\Delta E$  = the change in internal energy of a system

$q$  = the heat exchange between the system and the surroundings

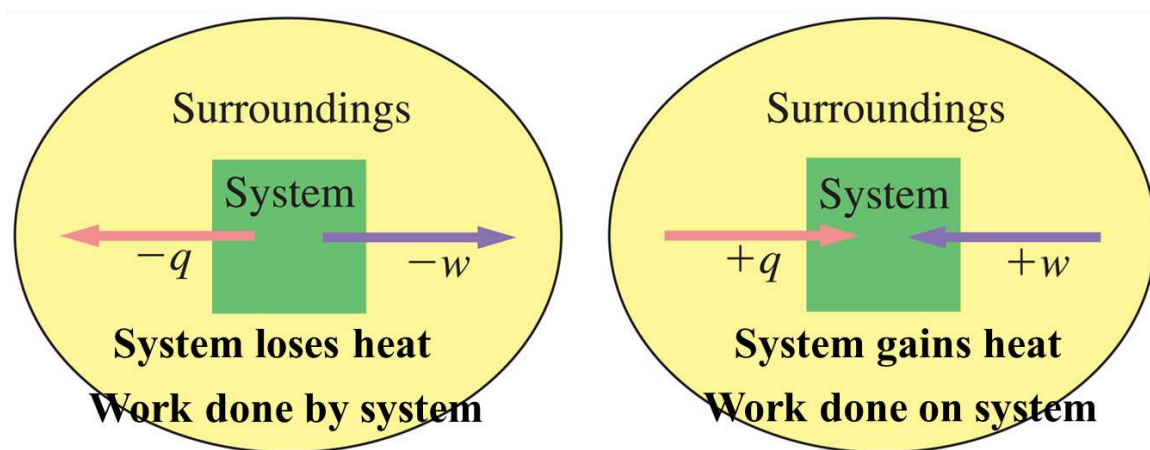
$w$  = the work done on (or by) the system



# Sign conventions for work & heat

$$\Delta E = q + w$$

Process	Sign
Work done by the system on the surroundings	-
Work done on the system by the surroundings	+
Heat absorbed by the system from the surroundings (endothermic process)	+
Heat absorbed by the surroundings from the system (exothermic process)	-



- DE ( loss of internal energy)

+ DE ( gain of internal energy)

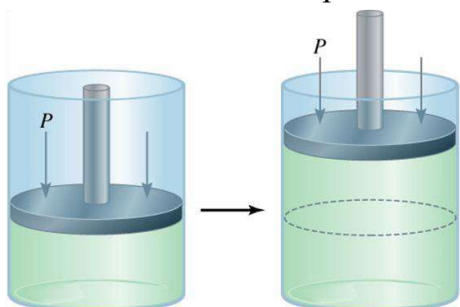
## Work and Heat

$w = F \times d$

unit = J

Mechanical work done by gas (reaction in vessel fitted with a piston)

P = constant external pressure



$w = -P \Delta V$

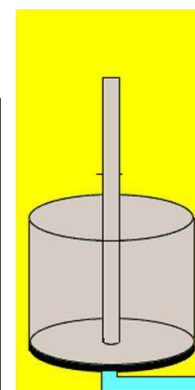
unit = L . atm

1 L . atm = 101.3 J



$$P \times V = \frac{F}{d^2} \times d^3 = F \times d = w$$

<p><b><u>Gas compression</u></b>                      Work done on the system by the surrounding  <math>V_f - V_i &lt; 0</math>  <math>DV &lt; 0</math>  <math>\therefore w</math> is positive</p>	<p><b><u>Gas expansion</u></b>                      Work done by the system to the surrounding  <math>V_f - V_i &gt; 0</math>  <math>DV &gt; 0</math>  <math>\therefore w</math> is negative</p>
--	--



A sample of nitrogen gas expands in volume from 1.6 L to 5.4 L at constant temperature. What is the work done in joules if the gas expands (a) against a vacuum and (b) against a constant pressure of 3.7 atm?

$$w = -P \Delta V$$

(a)  $\Delta V = 5.4 \text{ L} - 1.6 \text{ L} = 3.8 \text{ L}$      $P = 0 \text{ atm}$

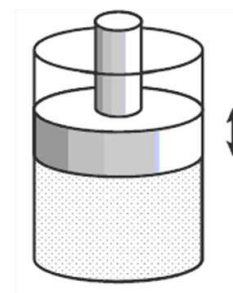
$$W = -0 \text{ atm} \times 3.8 \text{ L} = 0 \text{ L}\cdot\text{atm} = 0 \text{ joules}$$

(b)  $\Delta V = 5.4 \text{ L} - 1.6 \text{ L} = 3.8 \text{ L}$      $P = 3.7 \text{ atm}$

$$w = -3.7 \text{ atm} \times 3.8 \text{ L} = -14.1 \text{ L}\cdot\text{atm}$$

$$w = -14.1 \text{ L}\cdot\text{atm} \times \frac{101.3 \text{ J}}{1 \text{ L}\cdot\text{atm}} = -1430 \text{ J}$$

$$(1 \text{ L} \cdot \text{atm} = 101.3 \text{ J})$$



## 6.4 Enthalpy



**Enthalpy (*H*)** (extensive property) is used to quantify the heat flow into or out of a system in a process that occurs at **constant pressure**.

**Enthalpy = internal energy + product of pressure-volume**

$$H = E + PV$$

$$DH = DE + PDV$$

$$DH = (q+w) -w$$

$$DH = q$$

$$P \text{ constant}$$

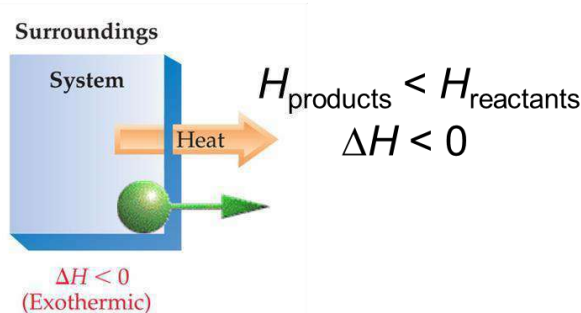
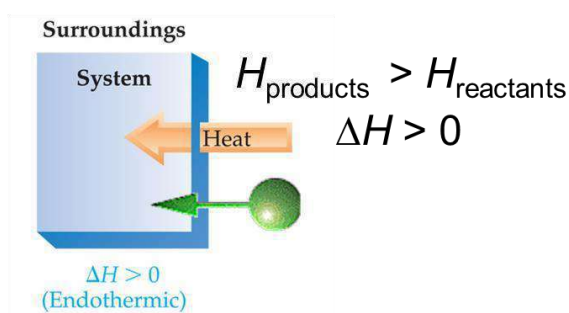
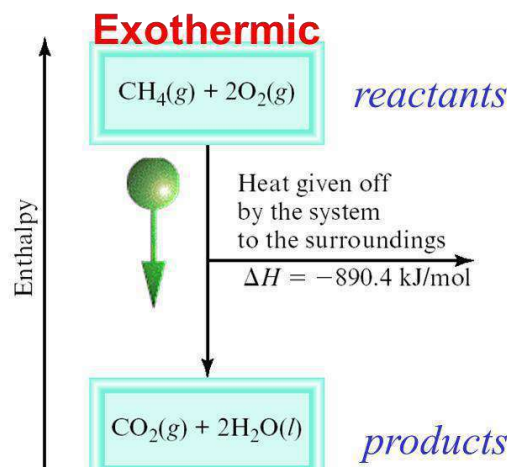
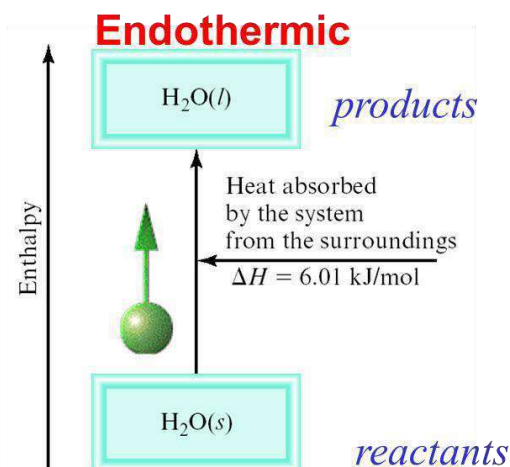
$$DE = q + w$$

$$w = -P DV$$

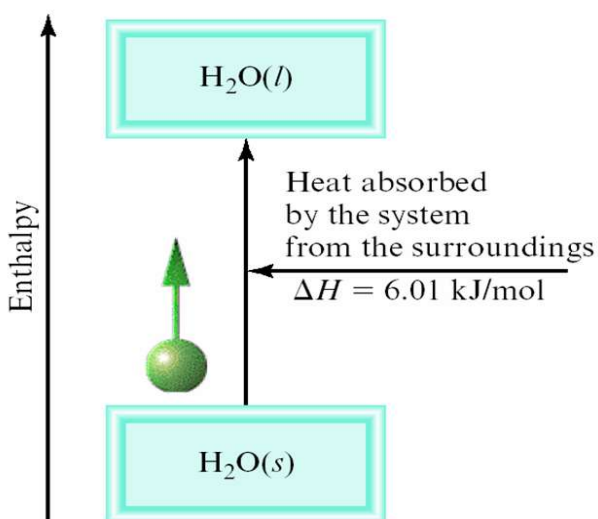
Change of **enthalpy** of the system = **heat flow** into/out the system  
(heat gain/heat lost)



Enthalpy of reaction,  $\Delta H = H(\text{products}) - H(\text{reactants})$



## Thermochemical Equations



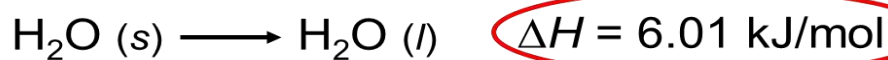
Is  $\Delta H$  negative or positive?

System absorbs heat

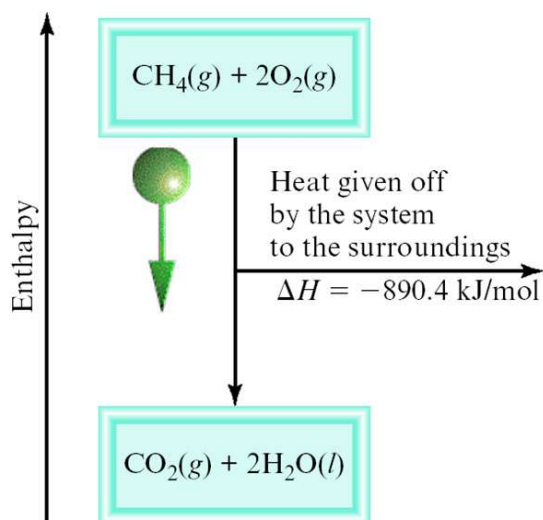
Endothermic

$\Delta H > 0$

6.01 kJ are absorbed for every 1 mole of ice that melts at  $0^\circ\text{C}$  and 1 atm.



## Thermochemical Equations



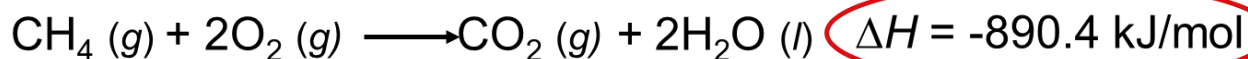
Is  $\Delta H$  negative or positive?

System gives off heat

Exothermic

$\Delta H < 0$

890.4 kJ are released for every 1 mole of methane that is combusted at 25<sup>0</sup>C and 1 atm.



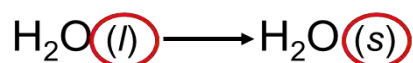
## Thermochemical Equations

- The stoichiometric coefficients always refer to the number of moles of a substance

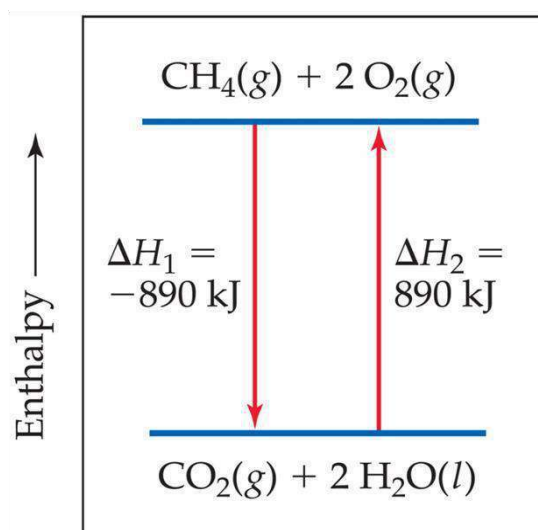


$$\Delta H = 6.01 \text{ kJ/mol}$$

- If you reverse a reaction, the sign of  $\Delta H$  changes



$$\Delta H = -6.01 \text{ kJ/mol}$$





## Thermochemical Equations

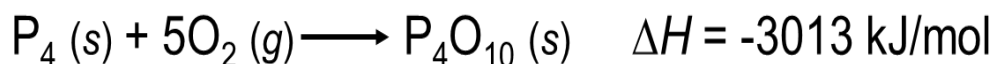
- If you multiply both sides of the equation by a factor  $n$ , then  $\Delta H$  must change by the same factor  $n$ .



- The physical states of all reactants and products must be specified in thermochemical equations.

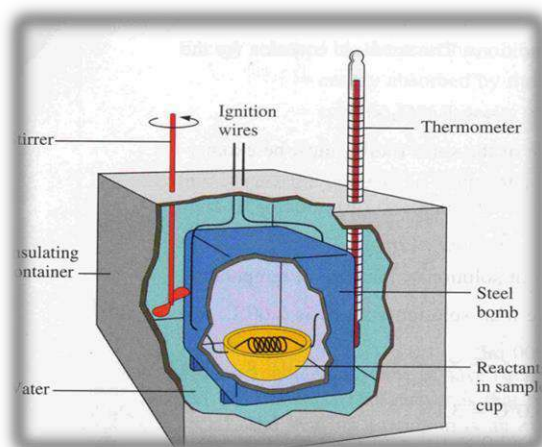


How much heat is evolved when 266 g of white phosphorus ( $\text{P}_4$ ) burn in air?



$$266 \text{ g } \cancel{\text{P}_4} \times \frac{1 \text{ mol } \cancel{\text{P}_4}}{123.9 \text{ g } \cancel{\text{P}_4}} \times \frac{3013 \text{ kJ}}{1 \text{ mol } \cancel{\text{P}_4}} = 6470 \text{ kJ}$$

## 6.5 Calorimetry



**Calorimetry** = measurement of heat change

The **specific heat (*s*)** of a substance is the amount of heat (*q*) required to raise the temperature of **one gram** of the substance by **one degree Celsius**.

$$\text{Unit} = \text{J/g} \cdot ^\circ\text{C}$$

The **heat capacity (*C*)** of a substance is the amount of heat (*q*) required to raise the temperature of a **given quantity (*m*)** of the substance by **one degree Celsius**.

$$\text{Unit} = \text{J}^\circ\text{C}$$

$$C = ms$$

Heat (*q*) absorbed or released:

$$q = C\Delta t \quad \Delta t = t_{\text{final}} - t_{\text{initial}}$$

$$q = ms\Delta t$$

**$q > 0$  = endothermic process**

**$q < 0$  = exothermic process**

Substance	Specific Heat (J/g · °C)
Al	0.900
Au	0.129
C (graphite)	0.720
C (diamond)	0.502
Cu	0.385
Fe	0.444
Hg	0.139
H <sub>2</sub> O	4.184
C <sub>2</sub> H <sub>5</sub> OH (ethanol)	2.46

Determine the heat capacity for 60.0g of water.

$$\begin{aligned}C &= ms \\ &= (60.0\text{g})(4.184 \text{ J/g}\cdot^{\circ}\text{C}) \\ &= 251 \text{ J/}^{\circ}\text{C}\end{aligned}$$

A 466g sample of water is heated from 8.50 °C to 74.60 °C. Calculate the amount of heat absorbed by the water in kJ.

$$\begin{aligned}q &= ms\Delta t \\ q &= (466\text{g})(4.184 \text{ J/g}\cdot^{\circ}\text{C})(74.60^{\circ}\text{C} - 8.50^{\circ}\text{C}) \\ q &= 128878 \text{ J} \\ q &= 129 \text{ kJ}\end{aligned}$$

How much heat is given off when an 869 g iron bar cools from 94°C to 5°C?

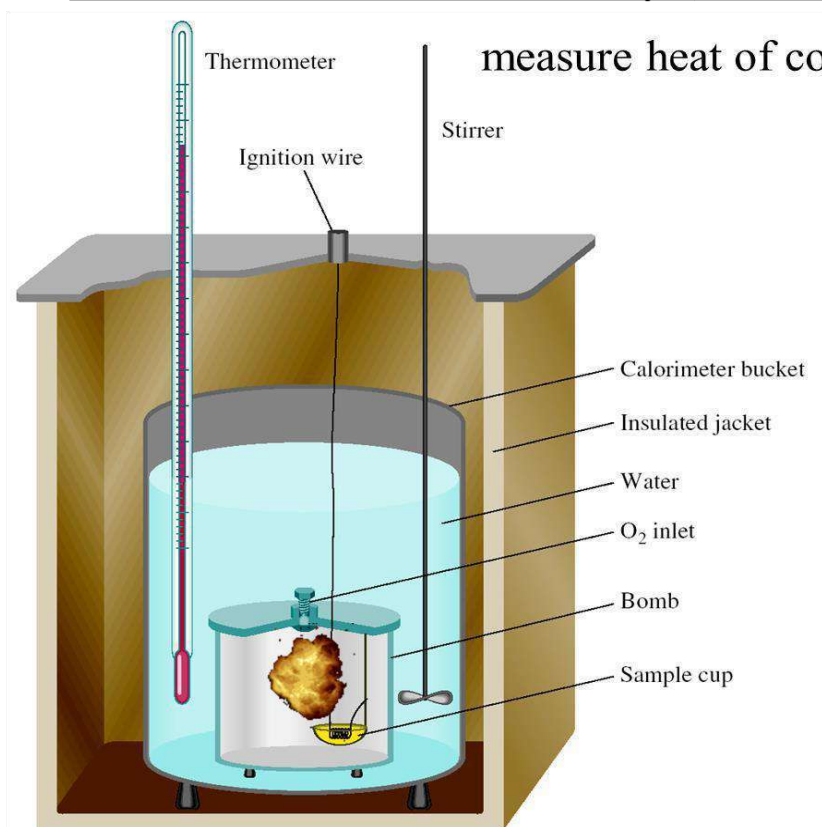
$$s \text{ of Fe} = 0.444 \text{ J/g} \cdot ^{\circ}\text{C}$$

$$\begin{aligned}\Delta t &= t_{\text{final}} - t_{\text{initial}} \\ &= 5^{\circ}\text{C} - 94^{\circ}\text{C} = -89^{\circ}\text{C}\end{aligned}$$

$$\begin{aligned}q &= ms\Delta t \\ &= 869 \text{ g} \times 0.444 \text{ J/g} \cdot ^{\circ}\text{C} \times -89^{\circ}\text{C} \\ &= -34,000 \text{ J} \\ &= -34 \text{ kJ}\end{aligned}$$



## Constant-Volume Calorimetry (“Bomb” calorimeter)



measure heat of combustion

$$q_{\text{rxn}} = - (q_{\text{water}} + q_{\text{cal}})$$

$$q_{\text{water}} = ms\Delta t$$

$$q_{\text{cal}} = C_{\text{cal}} \Delta t$$

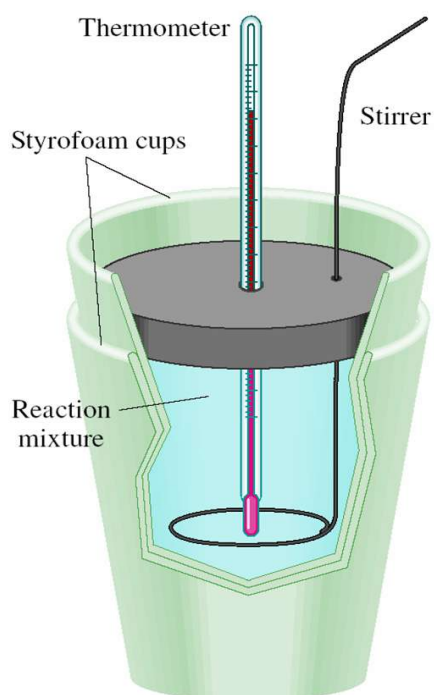
Reaction at Constant  $V$

$$\Delta H \neq q_{\text{rxn}}$$

$$\Delta H \approx q_{\text{rxn}}$$

No heat/mass enters/leaves (isolated system)

## Constant-Pressure Calorimetry (“coffee-cup” calorimeter)



measure heat of reactions  
(acid-base neutralization,  
heat of solution, heat of dilution)



$$q_{\text{rxn}} = - (q_{\text{water}} + q_{\text{cal}})$$

$$q_{\text{water}} = ms\Delta t$$

$$q_{\text{cal}} = C_{\text{cal}} \Delta t$$

Reaction at Constant  $P$

$$\Delta H = q_{\text{rxn}}$$

No heat enters or leaves!

**TABLE 6.3** Heats of Some Typical Reactions Measured at Constant Pressure

Type of Reaction	Example	$\Delta H$ (kJ/mol)
Heat of neutralization	$\text{HCl}(aq) + \text{NaOH}(aq) \longrightarrow \text{NaCl}(aq) + \text{H}_2\text{O}(l)$	-56.2
Heat of ionization	$\text{H}_2\text{O}(l) \longrightarrow \text{H}^+(aq) + \text{OH}^-(aq)$	56.2
Heat of fusion	$\text{H}_2\text{O}(s) \longrightarrow \text{H}_2\text{O}(l)$	6.01
Heat of vaporization	$\text{H}_2\text{O}(l) \longrightarrow \text{H}_2\text{O}(g)$	44.0*
Heat of reaction	$\text{MgCl}_2(s) + 2\text{Na}(l) \longrightarrow 2\text{NaCl}(s) + \text{Mg}(s)$	-180.2

\*Measured at 25°C. At 100°C, the value is 40.79 kJ.

Because no heat enters or leaves the system throughout the process, **heat lost** by the reaction must be **equal** to the **heat gained** by the calorimeter and water, therefore, we can write...

$$q_{\text{rxn}} = -(q_{\text{water}} + q_{\text{calorimeter}})$$

Heat lost = exothermic

↑

Heat gained = endothermic

where  $q_{\text{water}}$  is determined by

$$q = ms\Delta t$$

and  $q_{\text{calorimeter}}$  is determined by

$$q = C\Delta t$$

A reactant was burned in a constant-volume calorimeter. The temperature of the water increased from 20.17 °C to 25.84 °C. Given the mass of water surrounding the calorimeter is 2000g and the heat capacity of the calorimeter is 1.80 kJ/ °C, calculate the heat of combustion.

heat lost by the reaction = heat gained by the water and bomb

$$q = -(q_{\text{water}} + q_{\text{cal}})$$

$$q_{\text{water}} = ms\Delta t$$

$$= (2000\text{g})(4.184\text{J/g}\cdot^{\circ}\text{C})(25.84^{\circ}\text{C} - 20.17^{\circ}\text{C})$$

$$= 47400 \text{ J or } 47.4 \text{ kJ}$$

$$q_{\text{bomb}} = C\Delta t$$

$$= (1.80 \text{ kJ}/^{\circ}\text{C})(25.84^{\circ}\text{C} - 20.17^{\circ}\text{C})$$

$$= 10.2 \text{ kJ}$$

$$q = -(q_{\text{water}} + q_{\text{cal}})$$

$$q = -(47.4 \text{ kJ} + 10.2 \text{ kJ}) = -57.6 \text{ kJ}$$

## 6.6 Standard enthalpy of formation and reaction

Absolute enthalpy cannot be determined. H is a state function so changes in enthalpy,  $\Delta H$ , have unique values.

**Standard enthalpy of formation ( $\Delta H_f^{\circ}$ )** is the heat change for the formation of **one mole** of a compound from its **elements** at standard conditions (1 atm & 25°C)

The standard enthalpy of formation of any element in its most stable form is **zero**.

$$\Delta H_f^{\circ} (\text{O}_2) = 0$$

$$\Delta H_f^{\circ} (\text{O}_3) = 142 \text{ kJ/mol}$$

$$\Delta H_f^{\circ} (\text{C, graphite}) = 0$$

$$\Delta H_f^{\circ} (\text{C, diamond}) = 1.90 \text{ kJ/mol}$$






TABLE 6.4

## Standard Enthalpies of Formation of Some Inorganic Substances at 25°C

Substance	$\Delta H_f^\circ$ (kJ/mol)	Substance	$\Delta H_f^\circ$ (kJ/mol)
Ag(s)	0	H <sub>2</sub> O <sub>2</sub> (l)	-187.6
AgCl(s)	-127.0	Hg(l)	0
Al(s)	0	I <sub>2</sub> (s)	0
Al <sub>2</sub> O <sub>3</sub> (s)	-1669.8	HI(g)	25.9
Br <sub>2</sub> (l)	0	Mg(s)	0
HBr(g)	-36.2	MgO(s)	-601.8
C(graphite)	0	MgCO <sub>3</sub> (s)	-1112.9
C(diamond)	1.90	N <sub>2</sub> (g)	0
CO(g)	-110.5	NH <sub>3</sub> (g)	-46.3
CO <sub>2</sub> (g)	-393.5	NO(g)	90.4
Ca(s)	0	NO <sub>2</sub> (g)	33.85
CaO(s)	-635.6	N <sub>2</sub> O(g)	81.56
CaCO <sub>3</sub> (s)	-1206.9	N <sub>2</sub> O <sub>4</sub> (g)	9.66
Cl <sub>2</sub> (g)	0	O(g)	249.4
HCl(g)	-92.3	O <sub>2</sub> (g)	0
Cu(s)	0	O <sub>3</sub> (g)	142.2
CuO(s)	-155.2	S(rhombic)	0
F <sub>2</sub> (g)	0	S(monoclinic)	0.30
HF(g)	-271.6	SO <sub>2</sub> (g)	-296.1
H(g)	218.2	SO <sub>3</sub> (g)	-395.2
H <sub>2</sub> (g)	0	H <sub>2</sub> S(g)	-20.15
H <sub>2</sub> O(g)	-241.8	Zn(s)	0
H <sub>2</sub> O(l)	-285.8	ZnO(s)	-348.0

The **standard enthalpy of reaction** ( $\Delta H_{\text{rxn}}^0$ ) is the enthalpy of a reaction carried out at 1 atm.



$$\Delta H_{\text{rxn}}^0 = [c\Delta H_f^0(\text{C}) + d\Delta H_f^0(\text{D})] - [a\Delta H_f^0(\text{A}) + b\Delta H_f^0(\text{B})]$$

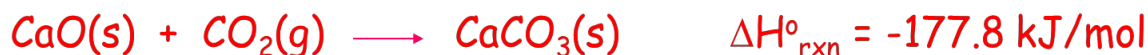
$$\Delta H_{\text{rxn}}^0 = \Sigma n\Delta H_f^0(\text{products}) - \Sigma m\Delta H_f^0(\text{reactants})$$

$\Delta H^0$  can be determined using the direct method or the indirect method.



## The Direct Method for Determining $\Delta H^\circ$

- Calculation of the enthalpy of formation of solid calcium oxide.



$$\Delta H^\circ_{\text{rxn}} = \sum n\Delta H^\circ_f(\text{products}) - \sum n\Delta H^\circ_f(\text{reactants})$$

$$-177.8 \text{ kJ/mol} = 1 \text{ mol}(-1206.9) - [1 \text{ mol}(x) + 1 \text{ mol}(-393.5)]$$

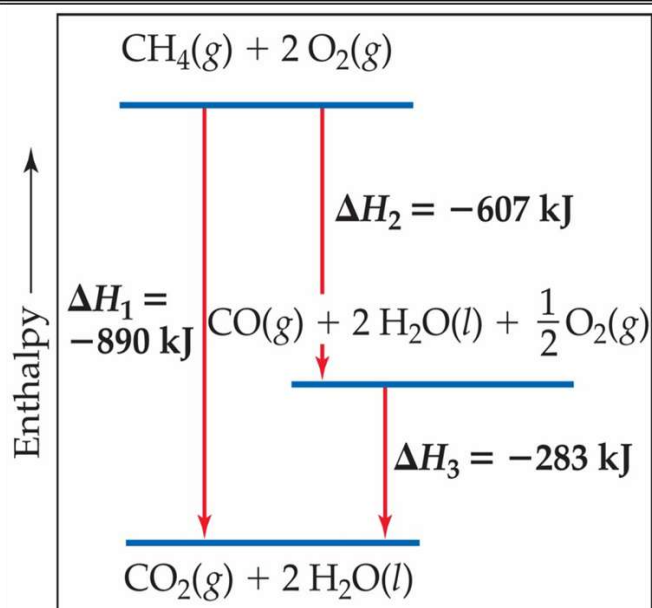
$$\Delta H^\circ_f \text{ for CaO}(s) = -635.6 \text{ kJ}$$

## The Indirect Method for Determining $\Delta H^\circ$

Based on the law of heat summation (Hess's law).

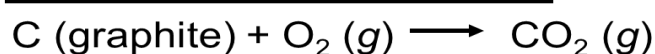
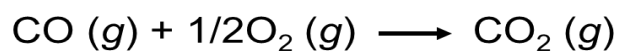
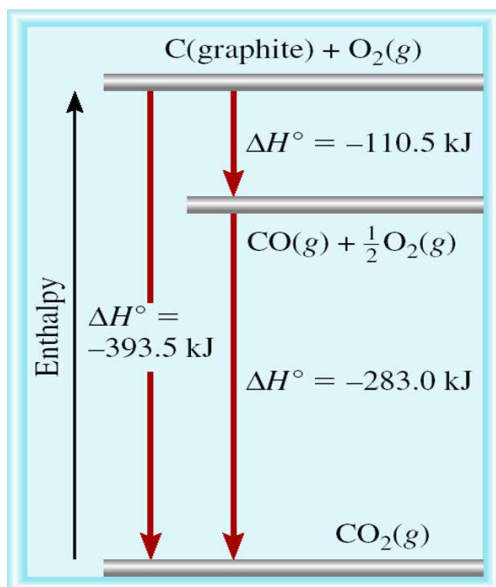
**Hess's Law:** When reactants are converted to products, the change in enthalpy is the same whether the reaction takes place in one step or in a series of steps.

Enthalpy is a state function.  
It doesn't matter how you get there, only where you start and end  
(initial and final state)



## Hess's Law

the  $\Delta H$  for the overall process is the sum of the  $\Delta H$  for the individual steps.

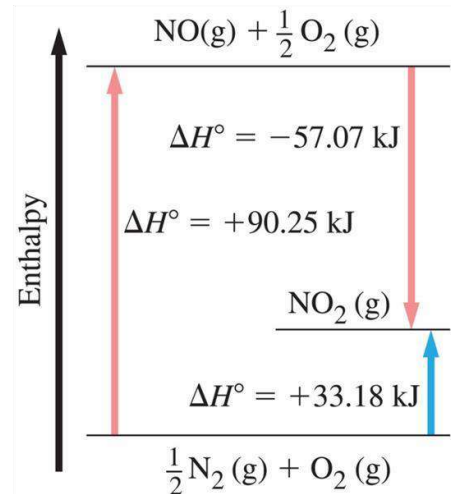
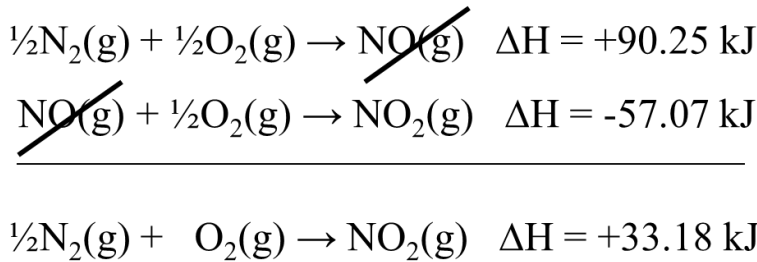
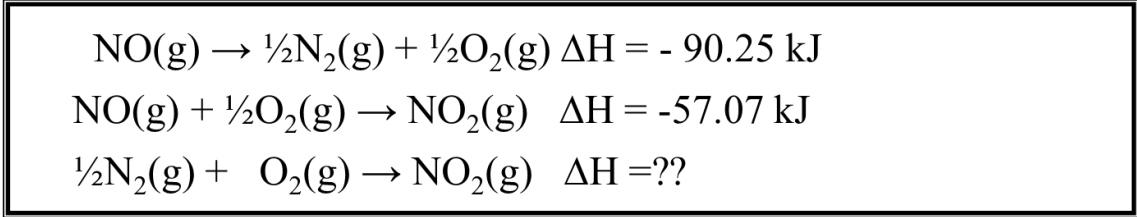


### Indirect method (Hess's Law)




Answer :





**Benzene (C<sub>6</sub>H<sub>6</sub>) burns in air to produce carbon dioxide and liquid water. How much heat is released per mole of benzene combusted? The standard enthalpy of formation of benzene is 49.04 kJ/mol.**



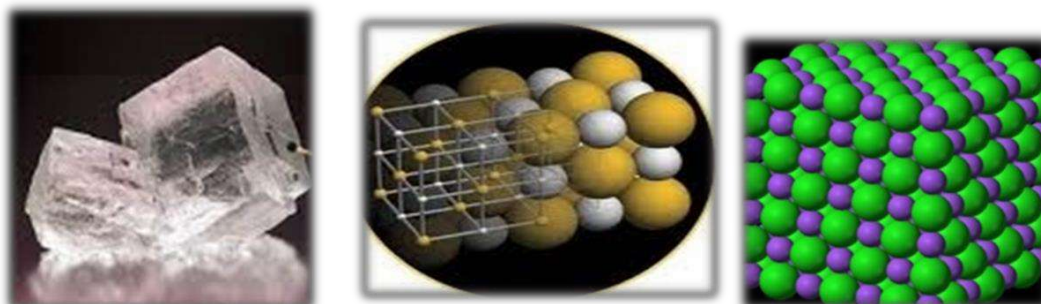
$$\Delta H_{\text{rxn}}^0 = \sum n\Delta H_f^0(\text{products}) - \sum m\Delta H_f^0(\text{reactants})$$

$$\Delta H_{\text{rxn}}^0 = [12\Delta H_f^0(\text{CO}_2) + 6\Delta H_f^0(\text{H}_2\text{O})] - [2\Delta H_f^0(\text{C}_6\text{H}_6)]$$

$$\Delta H_{\text{rxn}}^0 = [12 \times -393.5 + 6 \times -187.6] - [2 \times 49.04] = -5946 \text{ kJ}$$

$$\frac{-5946 \text{ kJ}}{2 \text{ mol}} = -2973 \text{ kJ/mol C}_6\text{H}_6$$

## 6.7 Heat of solution and dilution



The *enthalpy/heat of solution* ( $\Delta H_{\text{soln}}$ ) is the **heat generated or absorbed** when a certain amount of **solute dissolves** in a certain amount of **solvent**.

$$\Delta H_{\text{soln}} = H_{\text{soln}} - H_{\text{components}}$$

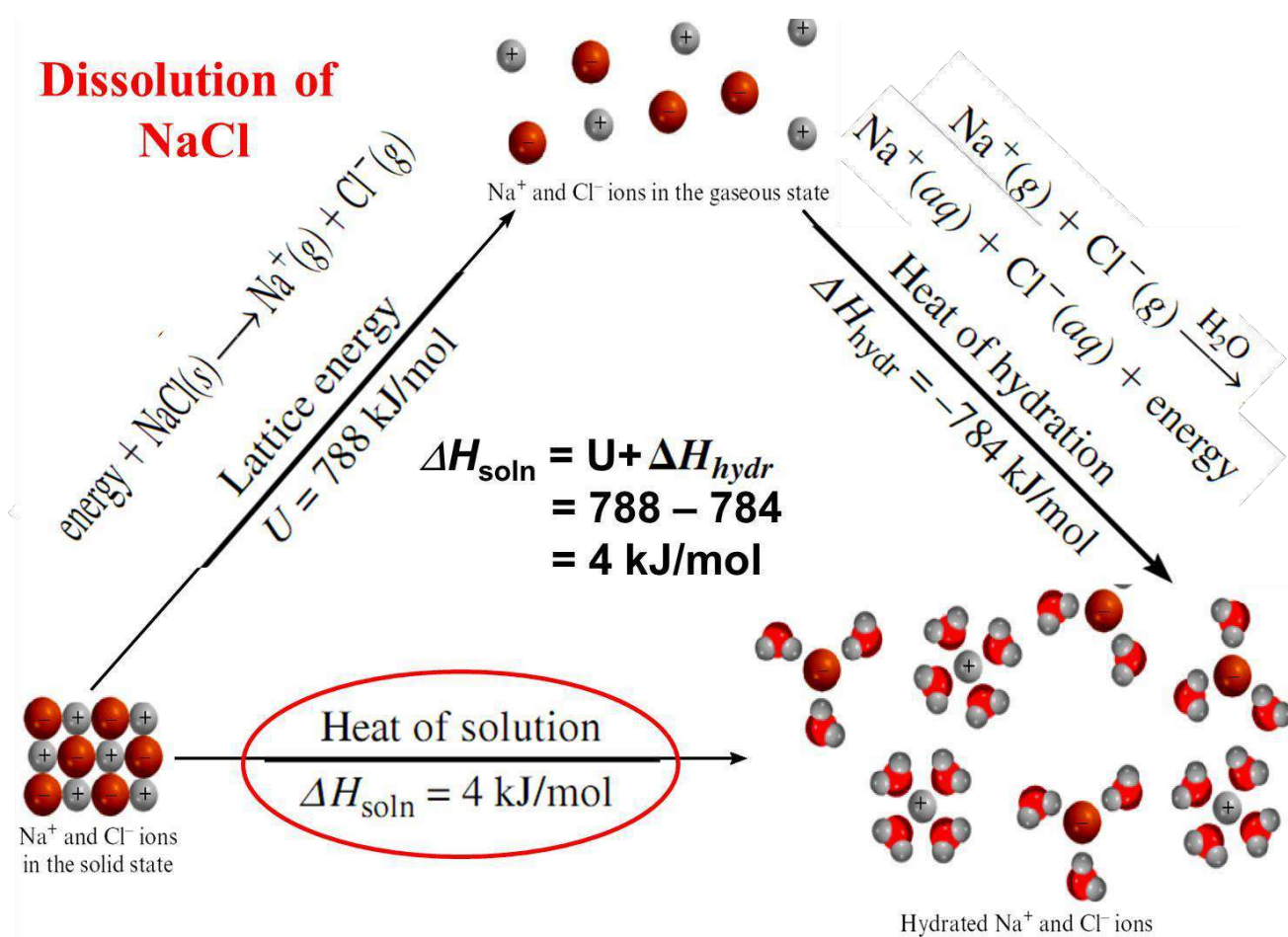
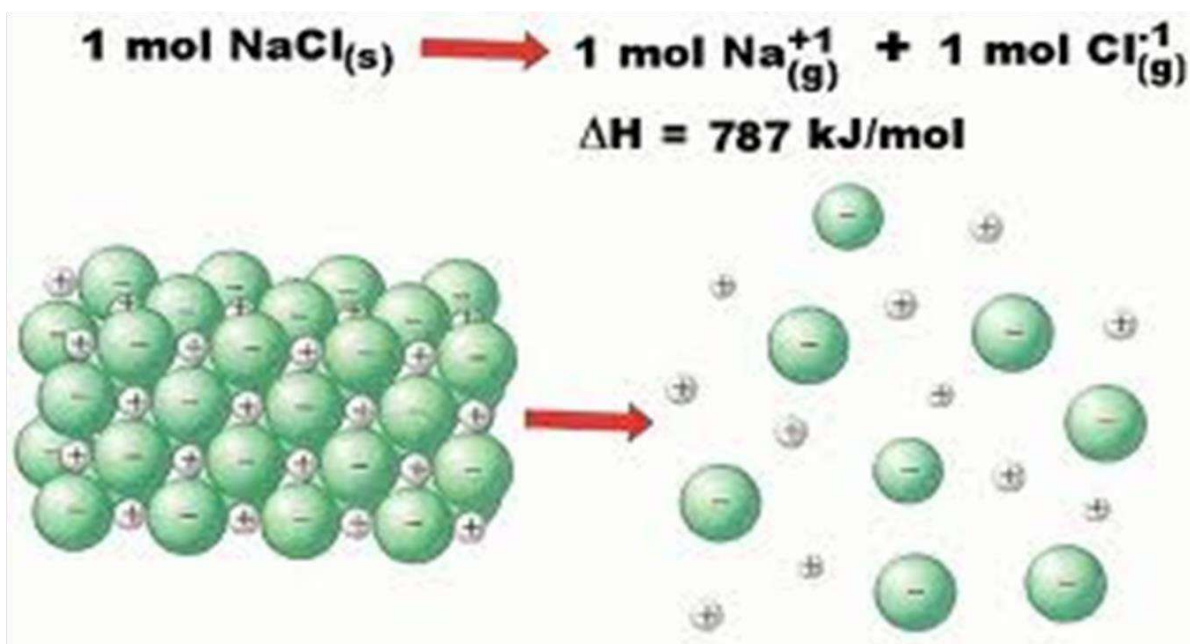
The *heat of dilution* is the **heat change** associated with the **dilution** process.

Heats of Solution of Some Ionic Compounds	
Compound	$\Delta H_{\text{soln}}$ (kJ/mol)
LiCl	-37.1
CaCl <sub>2</sub>	-82.8
NaCl	4.0
KCl	17.2
NH <sub>4</sub> Cl	15.2
NH <sub>4</sub> NO <sub>3</sub>	26.2

**Lattice energy (U)** = the energy required to completely separate **one mole** of a **solid** ionic compound into **gaseous** ions

**Heat of hydration** ( $\Delta H_{\text{hydr}}$ ) = the enthalpy change associated with the **hydration** process


## Lattice energy (U)



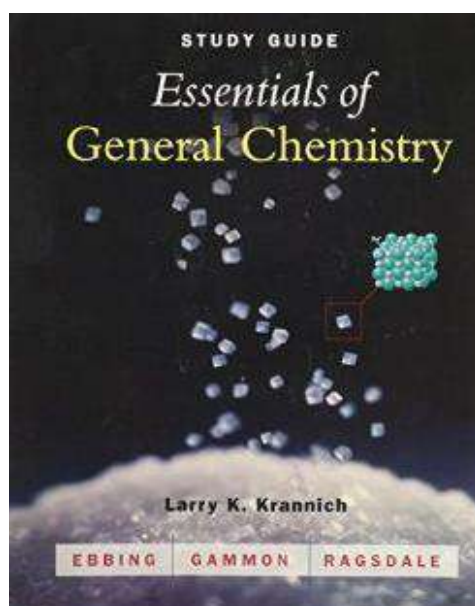


### Lecture References :

1. Raymond Chang ,General Chemistry, McGraw Hill 9th ed., 2007.



2. Essentials of General Chemistry By D.D.Ebbing, S.D.Gammon, and R.O.Ragsdale, 2003, Houghton Mifflin Company, New York.



## LECTURE 7

### Quantum Theory and The Electronic Structure of Atoms



7.1 From Classical Physics to Quantum Theory

7.2 The Photoelectric Effect

7.3 Bohr's Theory of The Hydrogen Atom

7.4 The Dual Nature of The Electron

7.5 Quantum Numbers

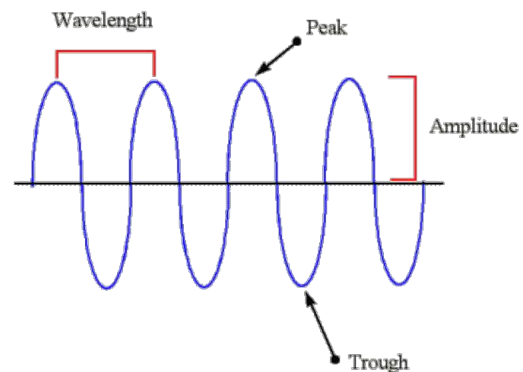
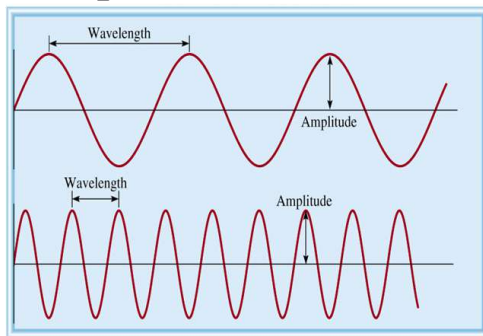
7.6 Electron Configuration

7.7 The Building-up Principle



# 7.1 From Classical Physics To Quantum Theory

## Properties of Waves



**Wave** is the vibrating disturbance by which energy is transmitted.

**Wavelength** ( $\lambda$ ) is the distance between identical points on successive waves. Unit= m/cm/nm.

**Amplitude** is the vertical distance from the midline of a wave to the peak or trough.

**Frequency** ( $\nu$ ) is the number of waves that pass through a particular point in 1s. Unit= Hz. (1Hz = 1 cycle/s).

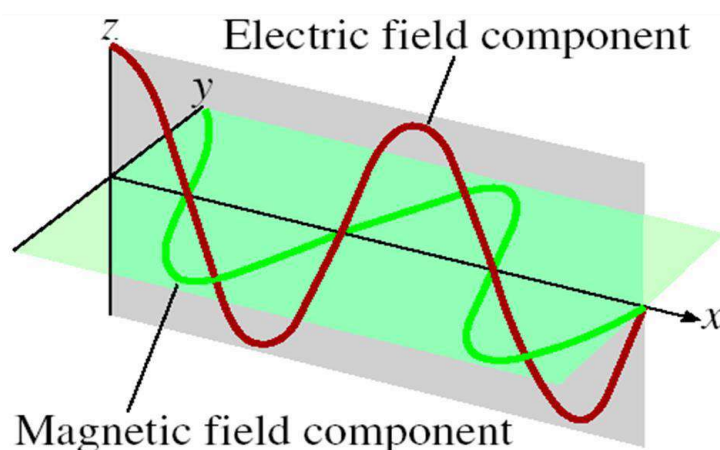
$$\text{Speed of the wave } (u) = \lambda \nu$$

### Maxwell's Electromagnetic Radiation Theory

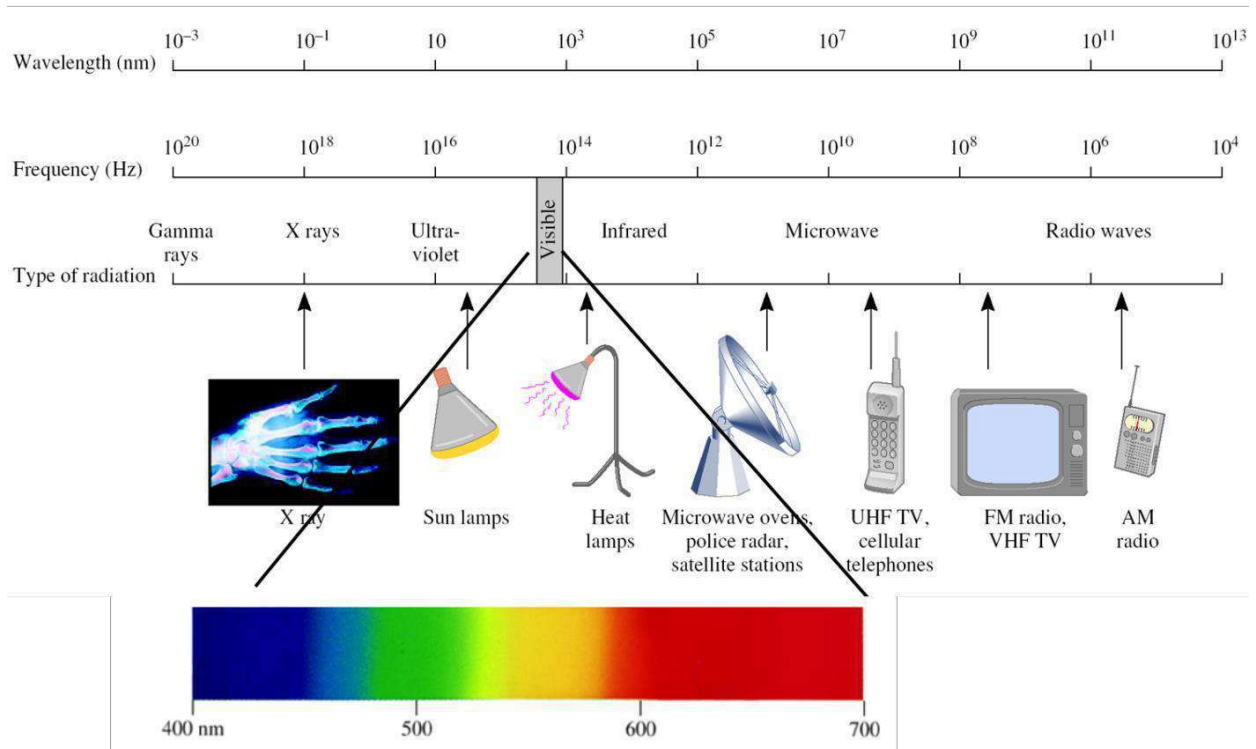
Light consists of **electromagnetic waves** (electric +magnetic)

**Electromagnetic radiation** is the emission and transmission of energy in the form of electromagnetic waves.

$$\begin{aligned} \text{Speed of light } (c) &= \lambda \nu \\ &= 3.00 \times 10^8 \text{ m/s} \end{aligned}$$



## Types of electromagnetic radiation



**A photon has a frequency of  $6.0 \times 10^4$  Hz. Convert this frequency into wavelength (nm).**

$$\lambda \nu = c$$

$$\lambda = c/\nu$$

$$\lambda = 3.00 \times 10^8 \text{ m/s} / 6.0 \times 10^4 \text{ Hz}$$

$$\lambda = 3.00 \times 10^8 \text{ m/s} / 6.0 \times 10^4 \text{ /s}$$

$$\lambda = 5.0 \times 10^3 \text{ m}$$

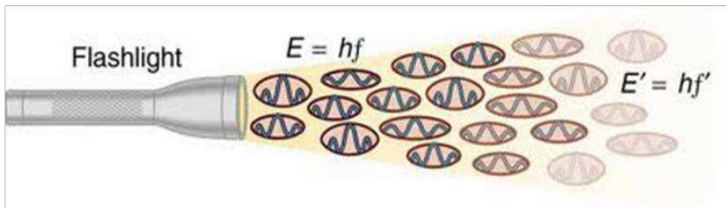
$$\lambda = 5.0 \times 10^{12} \text{ nm}$$



## Einstein's light theory

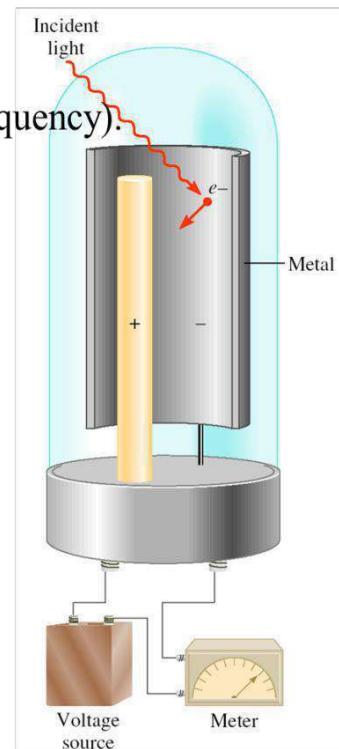
**Photoelectric Effect** = electrons are ejected from the surface of certain metals exposed to light of at least a minimum frequency (threshold frequency).

**Photon** = particle of light



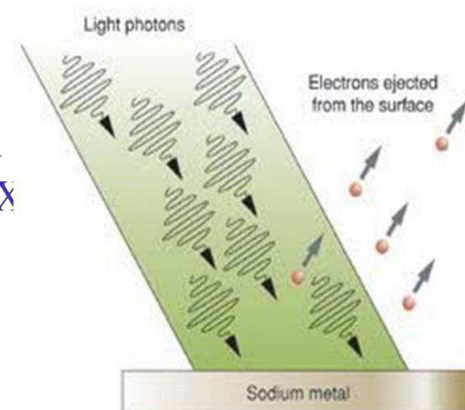
**Photon energy,  $E = h\nu$**

**Energy  $\propto$  frequency**



Light has both **wave** and **particle**-like properties

When sodium is bombarded with high-energy electrons, X rays are emitted. Calculate the energy (in joules) associated with the photons if the wavelength of the X rays is 0.154 nm.



$$E = h\nu$$

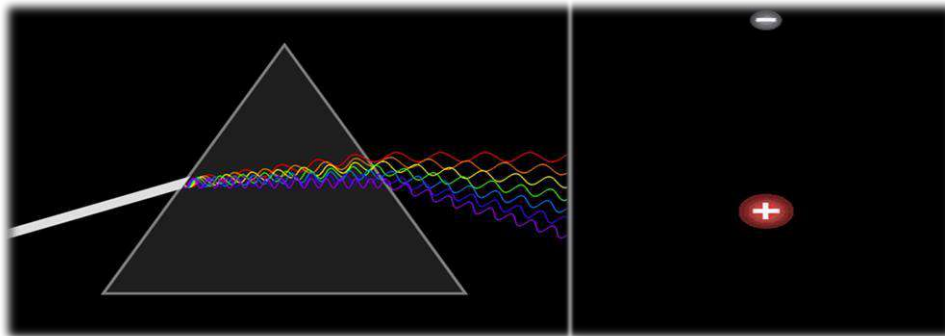
$$E = h \times c / \lambda$$

$$E = 6.63 \times 10^{-34} \text{ (J}\cdot\cancel{s}) \times 3.00 \times 10^8 \text{ (}\cancel{m}/\cancel{s}) / 0.154 \times 10^{-9} \text{ (}\cancel{m})$$

$$E = 1.29 \times 10^{-15} \text{ J}$$




## 7.3 Bohr's Theory Of The Hydrogen Atom




### Emission spectra

- Continuous/line spectra of radiation emitted by substances
- Every element has a unique emission spectrum.

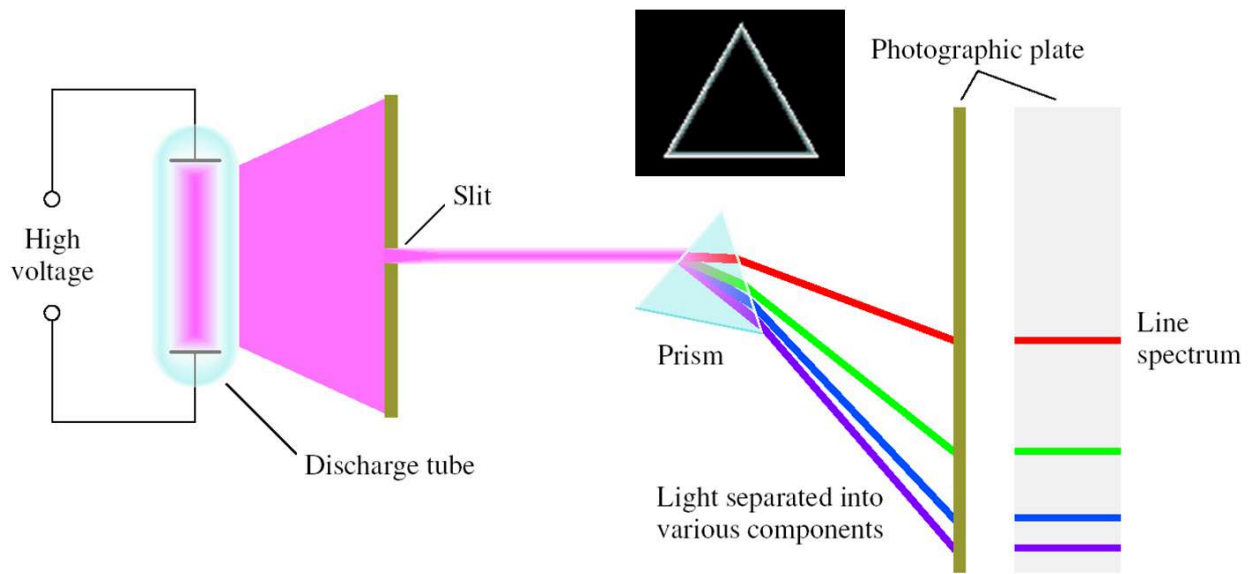
continuous spectra = light emission at all wavelengths,  
eg sun, heated solid




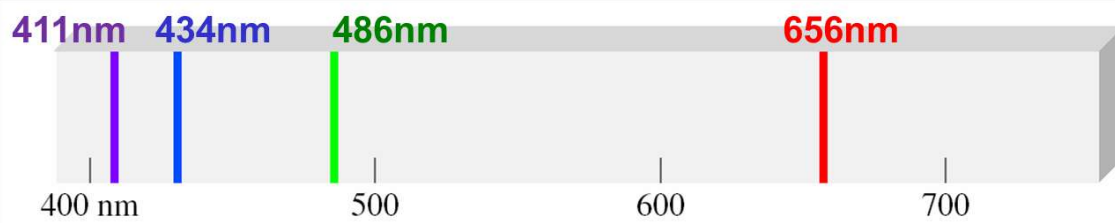
line spectra = light emission only at specific wavelengths,  
eg H atom







### Line Emission Spectrum of Hydrogen Atoms



## Bohr's Theory of Atom

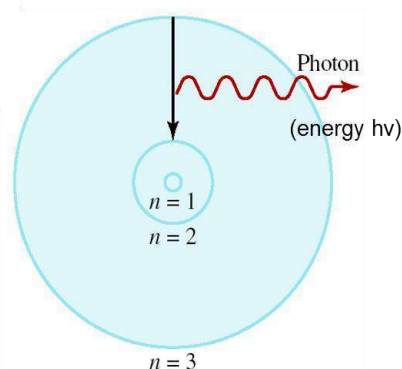


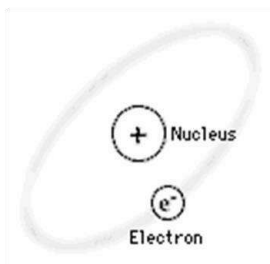
- explained the line spectrum of H
- postulated a “solar system” model (e<sup>-</sup> travel in circular orbits around the nucleus)

1. e<sup>-</sup> have specific (quantized) energy level
2. light is emitted as e<sup>-</sup> moves from higher energy orbit to a lower-energy orbit

$$E_n = -R_H \left( \frac{1}{n^2} \right)$$

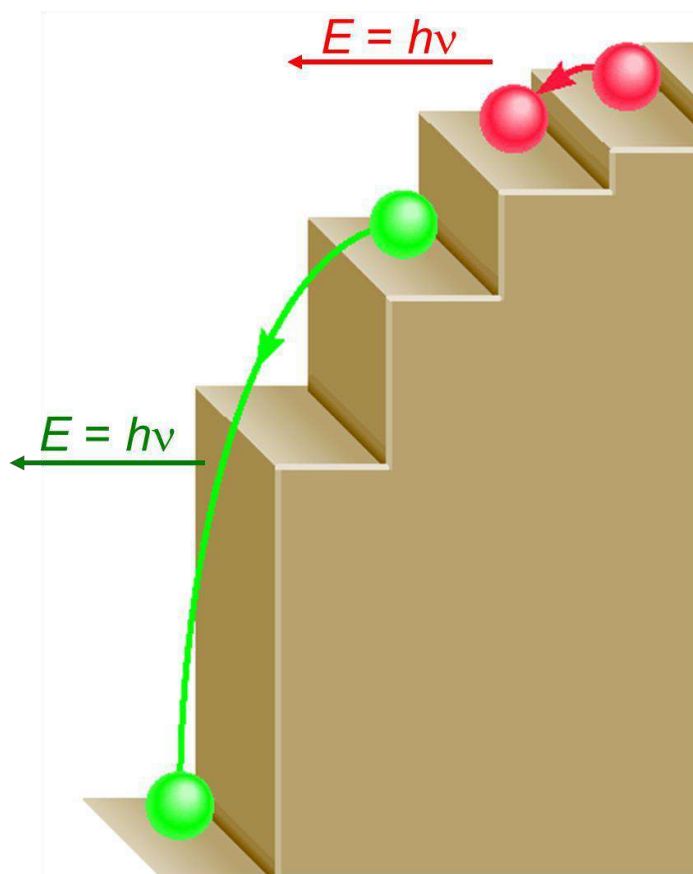
$R_H$  = Rydberg constant  
=  $2.18 \times 10^{-18} \text{ J}$

$n$  = principal quantum number  
= 1, 2, 3, ...



**Ground level** = lowest energy level ( $n=1$ )

**Excited level** = higher energy level than ground level ( $n=2, 3, \dots$ )



$$E_{\text{photon}} = \Delta E = E_f - E_i$$

$$E_f = -R_H \left( \frac{1}{n_f^2} \right)$$

$$E_i = -R_H \left( \frac{1}{n_i^2} \right)$$

$$\Delta E = R_H \left( \frac{1}{n_i^2} - \frac{1}{n_f^2} \right)$$

$$\Delta E = hv = R_H \left( \frac{1}{n_i^2} - \frac{1}{n_f^2} \right)$$

$$n_i > n_f$$

$$\Delta E \text{ -ve}$$

Energy lost  
(photon emitted)



Calculate the wavelength (in nm) of a photon emitted by a hydrogen atom when its electron drops from the  $n = 5$  state to the  $n = 3$  state.

$$E_{\text{photon}} = \Delta E = R_H \left( \frac{1}{n_i^2} - \frac{1}{n_f^2} \right)$$

$$E_{\text{photon}} = 2.18 \times 10^{-18} \text{ J} \times (1/25 - 1/9)$$

$$E_{\text{photon}} = \Delta E = -1.55 \times 10^{-19} \text{ J}$$

$$E_{\text{photon}} = h \times c / \lambda$$

$$\lambda = h \times c / E_{\text{photon}}$$

$$\lambda = 6.63 \times 10^{-34} \text{ (J}\cdot\text{s)} \times 3.00 \times 10^8 \text{ (m/s)} / 1.55 \times 10^{-19} \text{ J}$$

$$\lambda = 1280 \text{ nm}$$

## 7.4 The Dual Nature Of The Electron

### De Broglie Relation

De Broglie postulated that  $e^-$  is both particle and wave.

$$\lambda = \frac{h}{mu}$$


$u$  = velocity of  $e^-$

$m$  = mass of  $e^-$

$h$  in J·s

$m$  in kg

$u$  in (m/s)



What is the de Broglie wavelength (in nm) associated with a 2.5 g Ping-Pong ball traveling at 15.6 m/s?

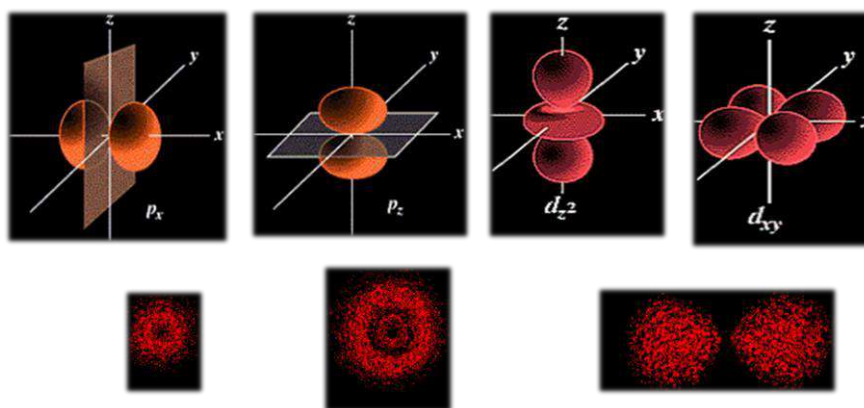
$$\lambda = h/mu$$

$$\lambda = 6.63 \times 10^{-34} / (2.5 \times 10^{-3} \times 15.6)$$

$$\lambda = 1.7 \times 10^{-32} \text{ m}$$

$$\lambda = 1.7 \times 10^{-23} \text{ nm}$$

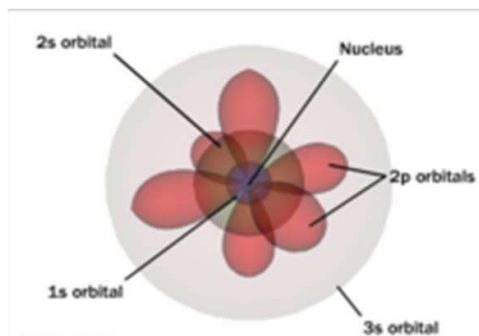
## 7.5 Quantum Numbers



## Quantum numbers

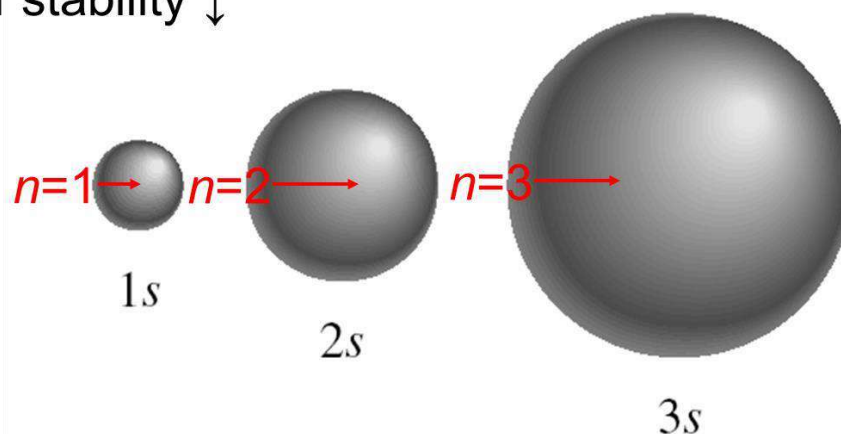
Quantum numbers are a set of values that describes the state of an electron including its distance from the nucleus, the orientation and type of orbital where it is likely to be found, and its spin.

- 1) Principal quantum number ( $n$ )
- 2) Angular momentum quantum number ( $l$ )
- 3) Magnetic quantum number ( $m_l$ )
- 4) Spin quantum number ( $m_s$ )



## Principal quantum number (n)

- Energy of an orbital
- distance of e<sup>-</sup> from the nucleus
- n = 1, 2, 3, 4, ....
- n ↑ - orbital energy ↑
  - distance of e<sup>-</sup> (in orbital) from nucleus ↑
  - orbital size ↑
  - orbital stability ↓



## Angular momentum quantum number (l)

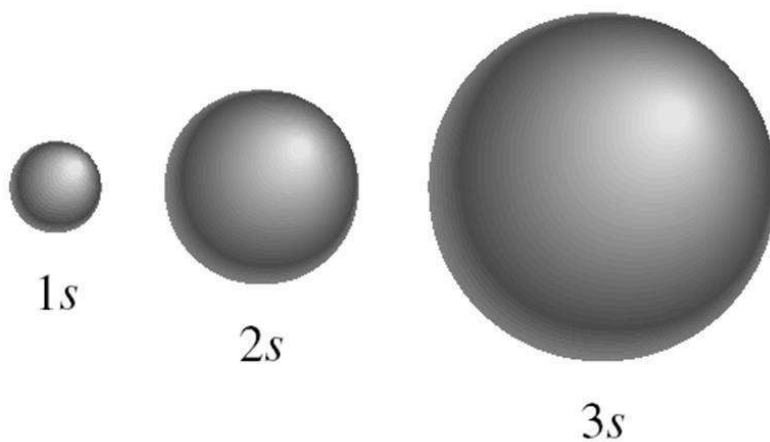
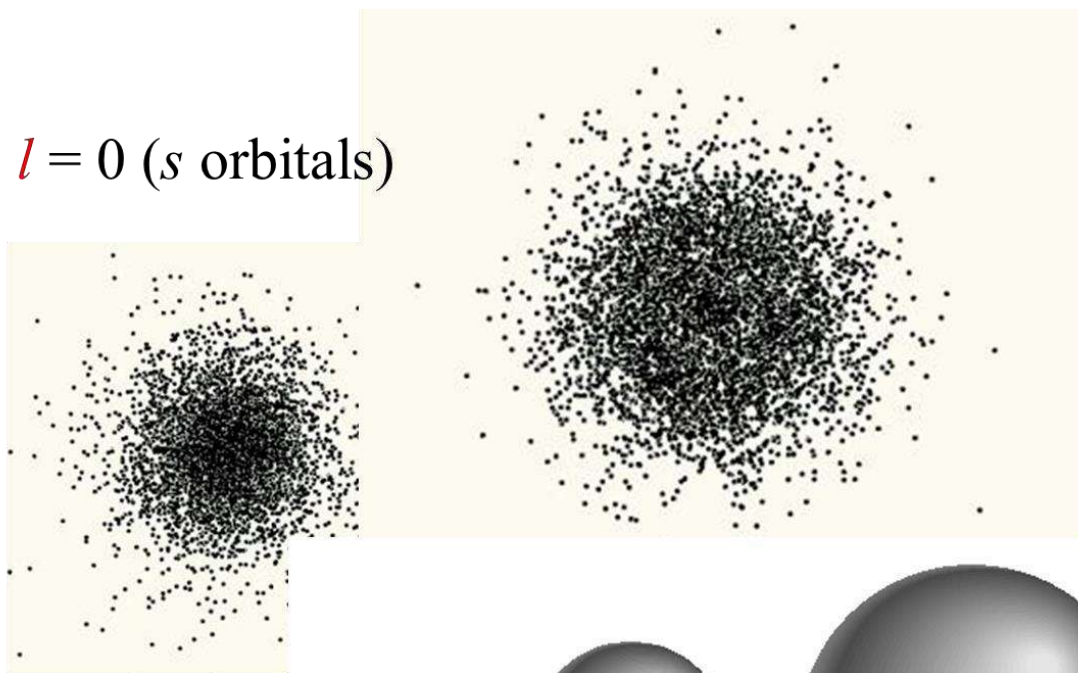
- Shape of an orbital
- Possible values = 0 to (n-1)

possible values = 0 1 2 3 4 5..... n-1  
 letter designation = s p d f g h.....

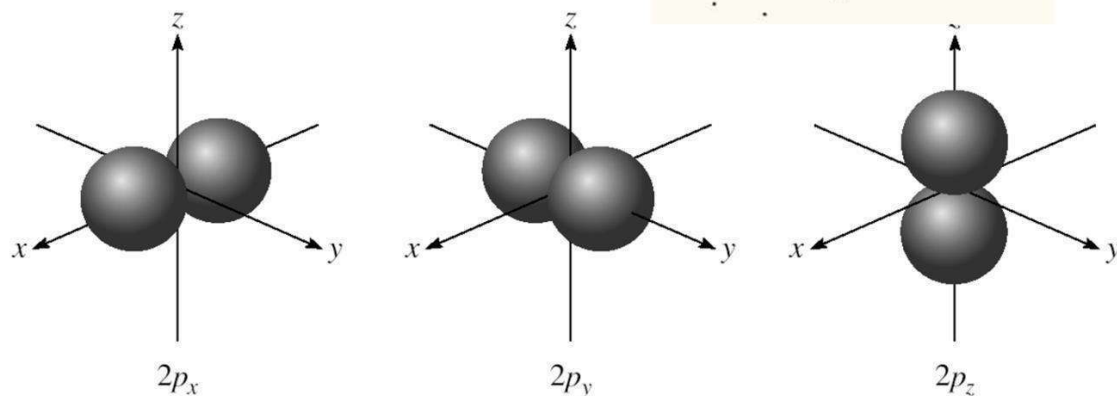
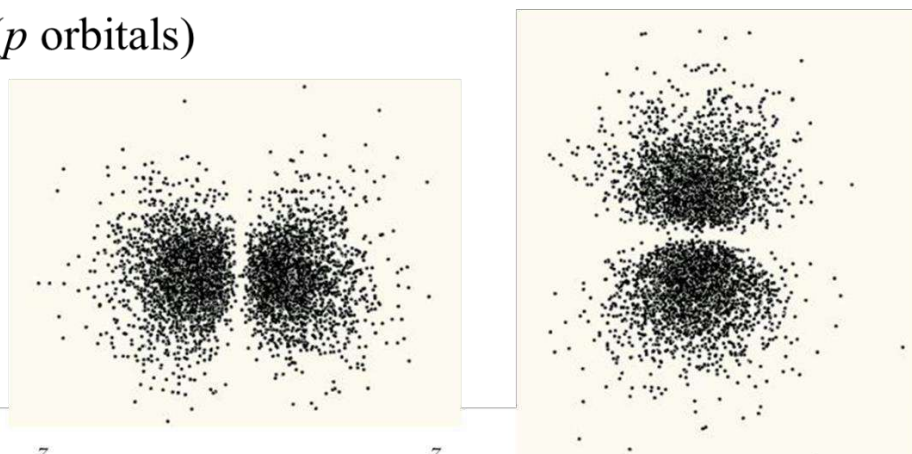
values of <i>n</i>	values of <i>l</i>	orbitals
1	0	1s
2	0, 1	2s, 2p
3	0, 1, 2	3s, 3p, 3d

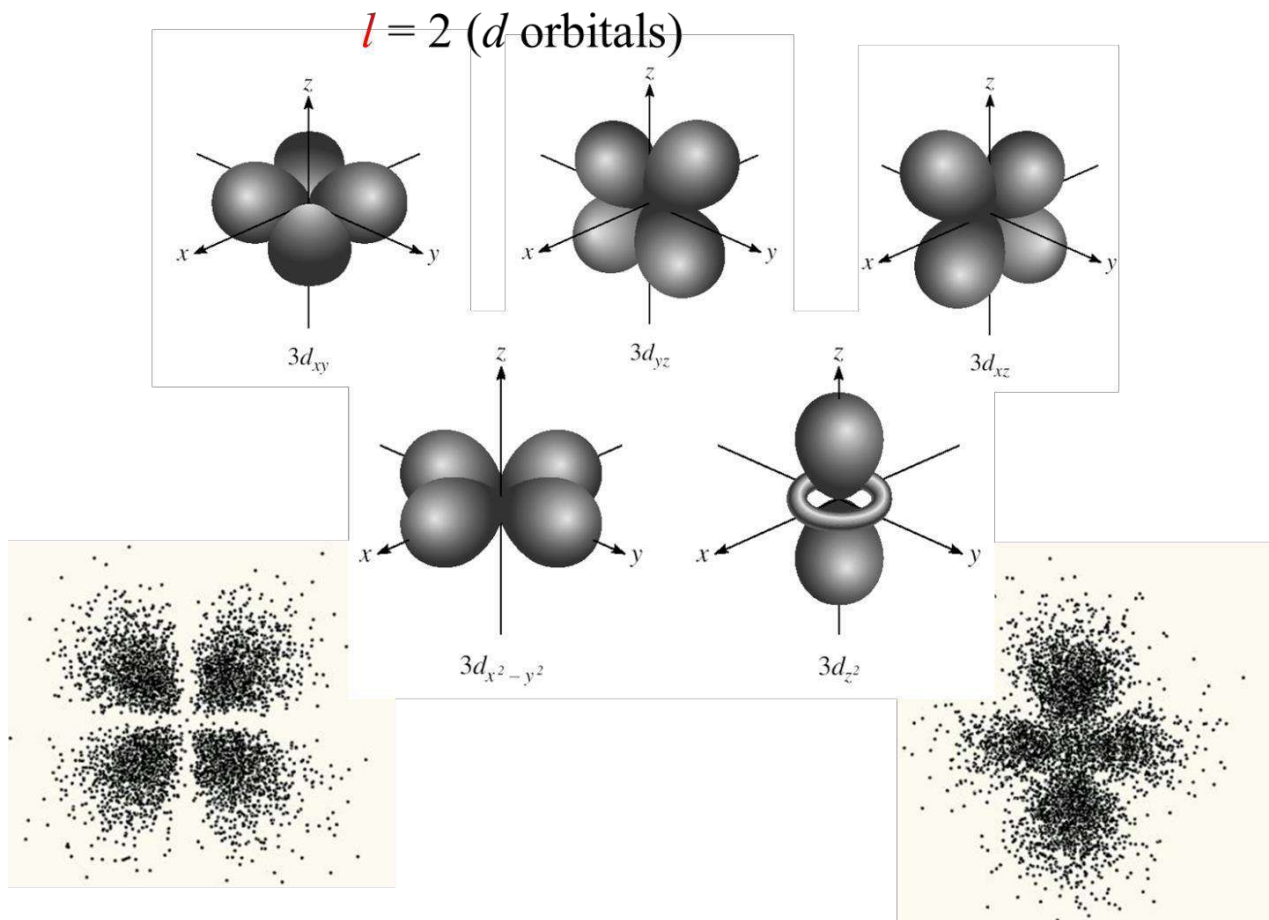
shells → subshells → orbitals

$l = 0$  ( $s$  orbitals)



$l = 1$  ( $p$  orbitals)





### Magnetic quantum number ( $m_l$ )

- Orientation of an orbital
- Possible values =  $-1, \dots, 0, \dots, +1$
- Possible values =  $(2l+1)$
- Number of orbitals within a subshell with a particular  $l$

within subshell  $l = 2$ , there are 5 orbitals corresponding to the 5 possible values of  $m_l$  ( $-2, -1, 0, +1, +2$ )

$d$  orbitals come in sets of 5 ( $-2, -1, 0, +1, +2$ )

$p$  orbitals in sets of 3 ( $-1, 0, +1$ )

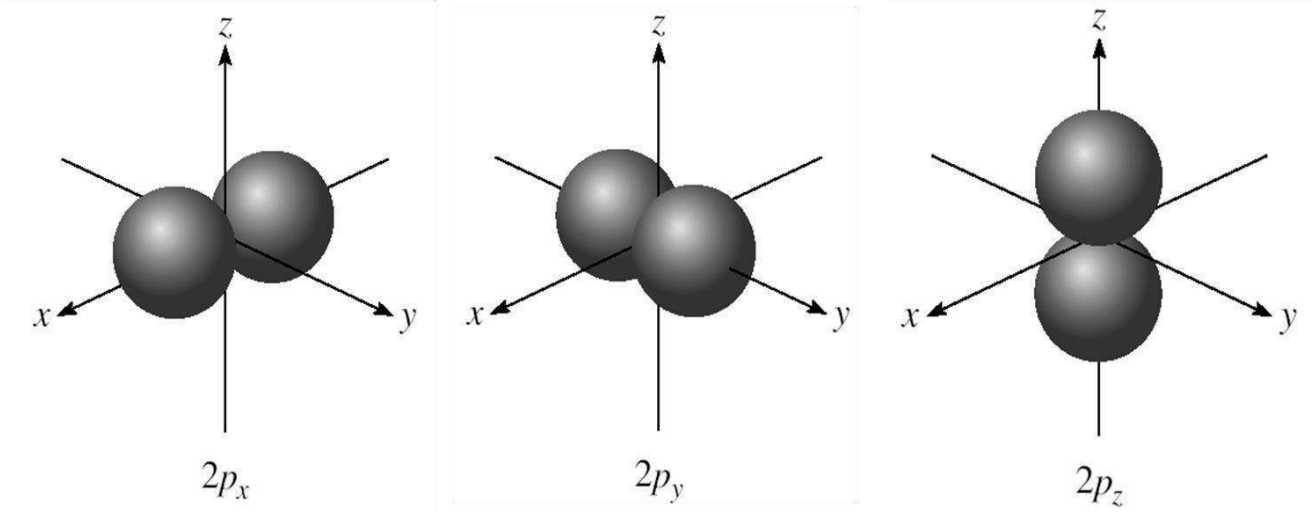
$s$  orbitals in sets of 1 ( $0$ )

$n=2$

$l=1$

$m_l = -1, 0, \text{ or } 1$

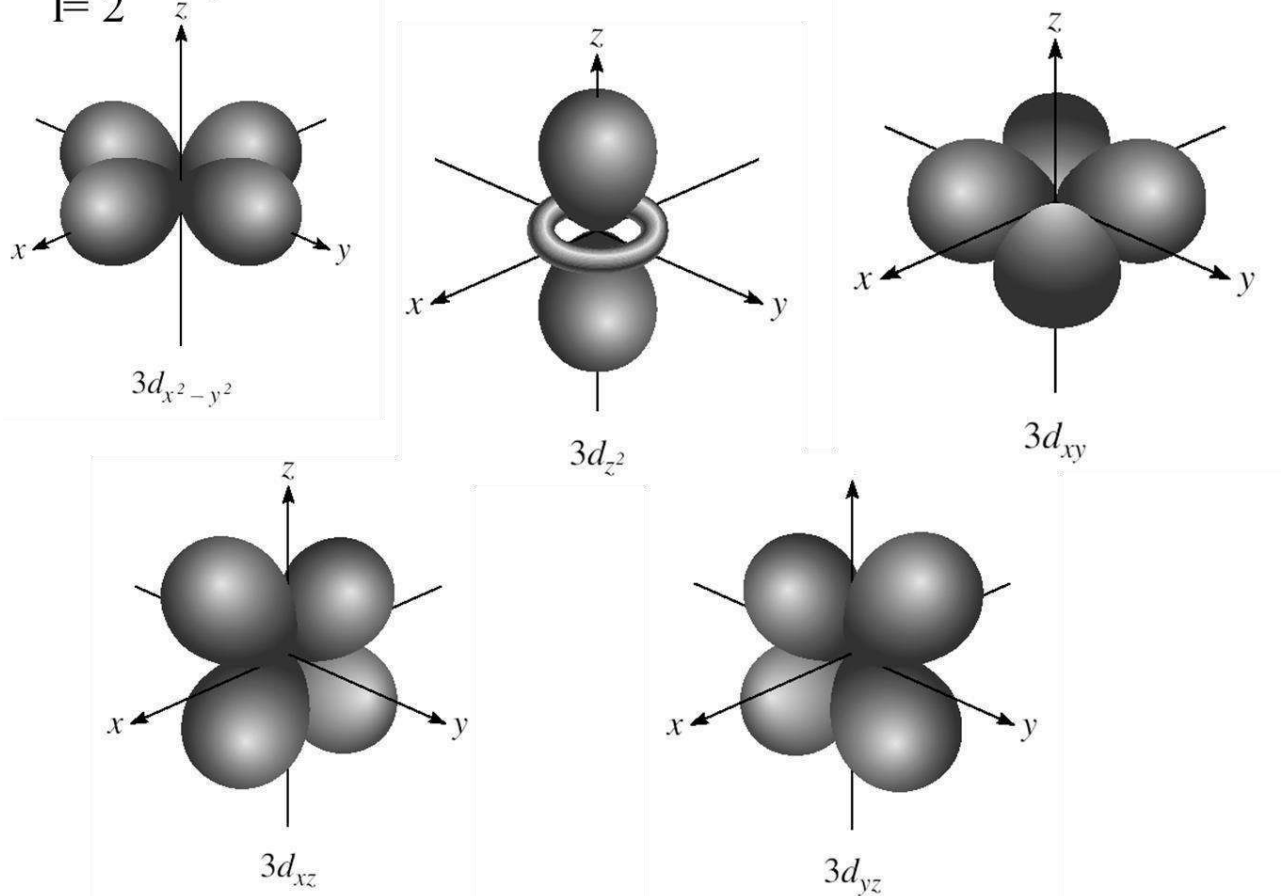
3 orientations in space



$n=3$

$l=2$

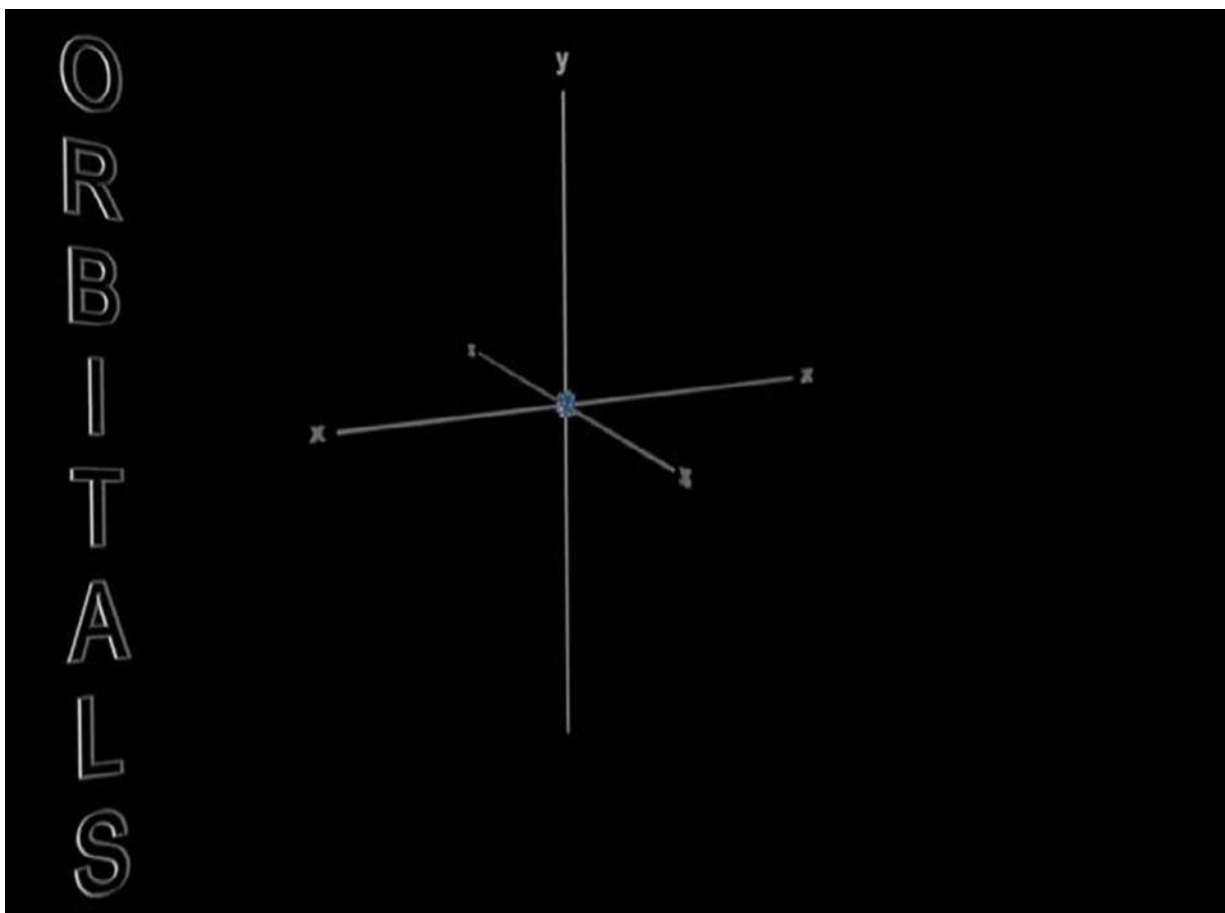
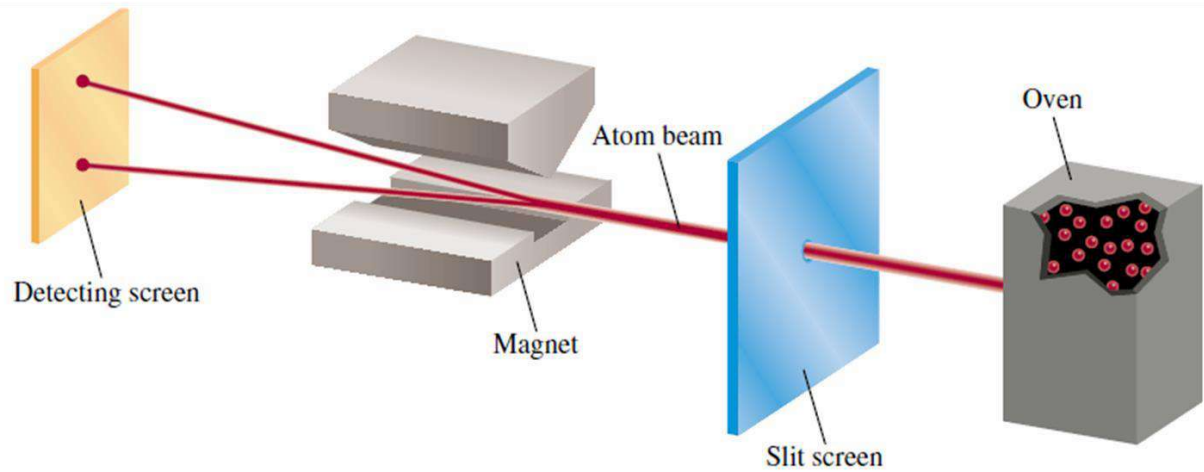
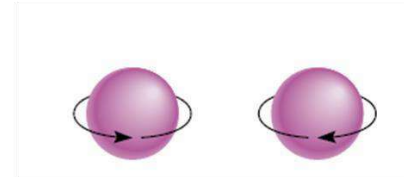
$m_l = -2, -1, 0, 1, \text{ or } 2$  5 orientations in space





## Electron spin quantum number ( $m_s$ )

- Spinning motion of  $e^-$
- Possible values =  $+1/2$  or  $-1/2$



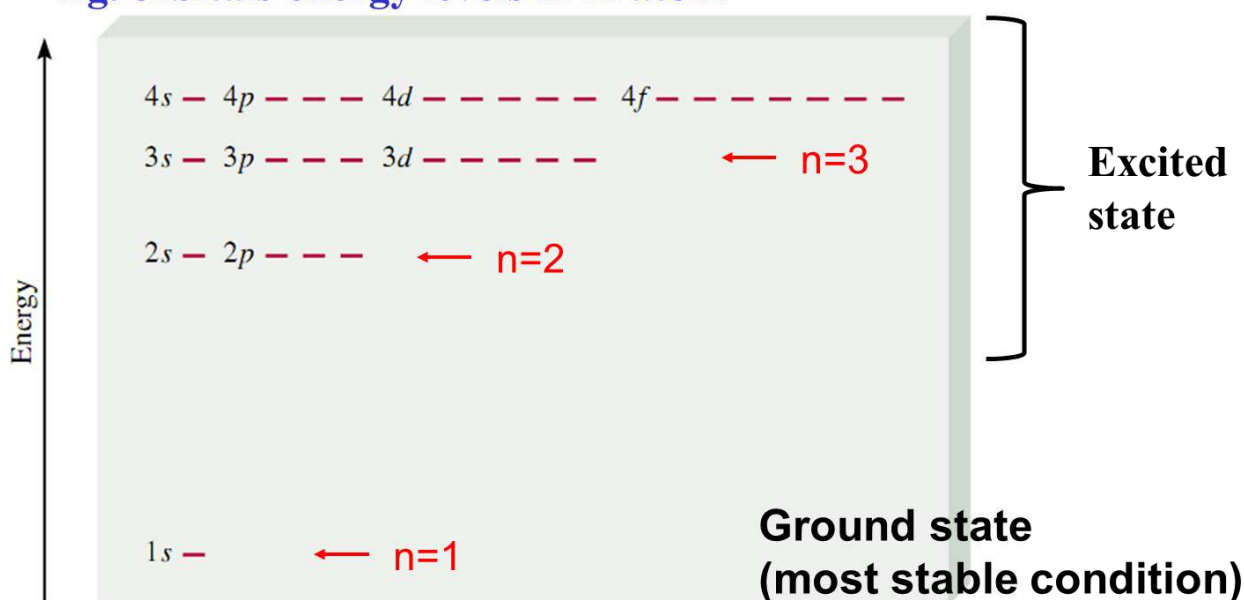


## Atomic orbital

$n$	$\ell$	$m_\ell$	subshell	# orbitals
1	0	0	1s	1
2	0	0	2s	1
	1	-1, 0, +1	2p	3
3	0	0	3s	1
	1	-1, 0, +1	3p	3
	2	-2, -1, 0, +1, +2	3d	5
4	0	0	4s	1
	1	-1, 0, +1	4p	3
	2	-2, -1, 0, +1, +2	4d	5
	3	-3, -2, -1, 0, +1, +2, +3	4f	7

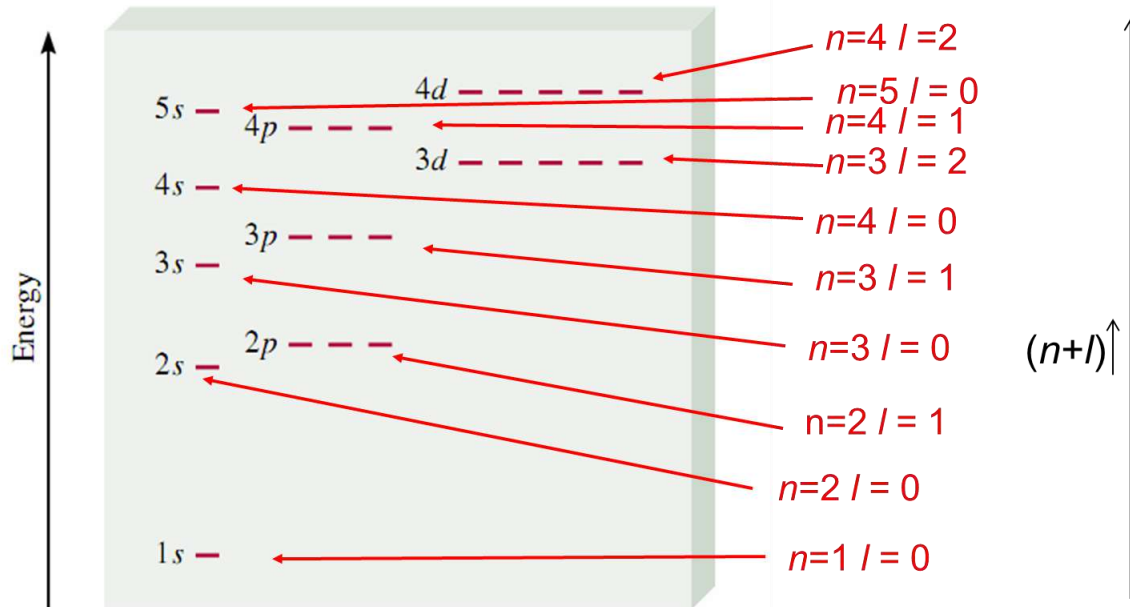
## Energy of Orbitals in a single e- atom

Eg. orbitals energy levels in H atom



→ Energy only depends on principal quantum number  $n$

**Energy of orbitals in a multi-electron atom** (atom containing two or more e-)  
**Eg. orbitals energy levels in many-electron atom**

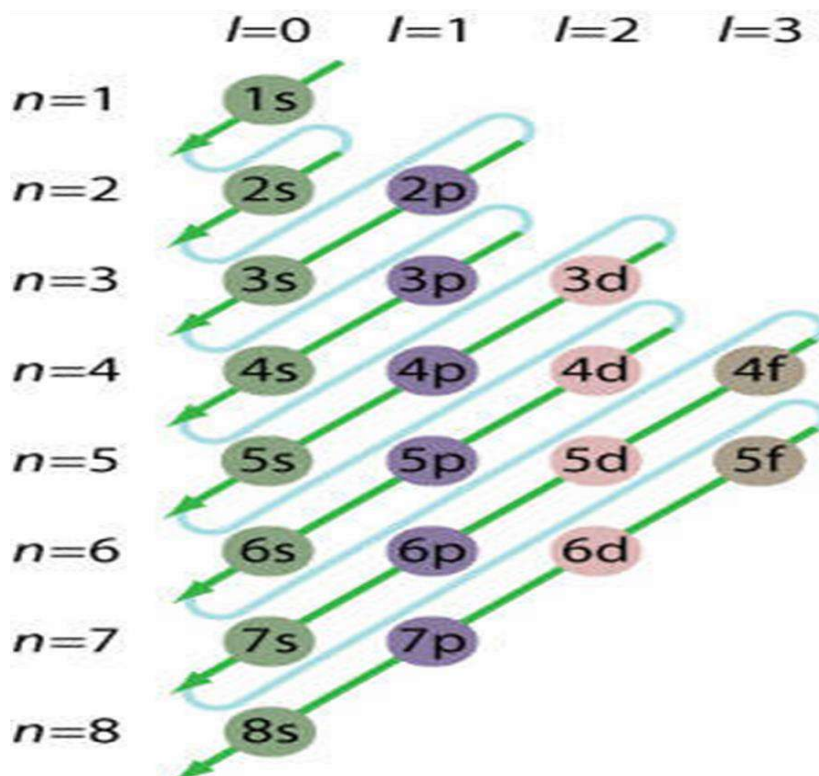


→ depend on  $n$  &  $l$

- e- will fill orbitals by the sum of  $n$  and  $l$ .
- Orbitals with equal values of  $(n+l)$  will fill with the lower  $n$  values first.

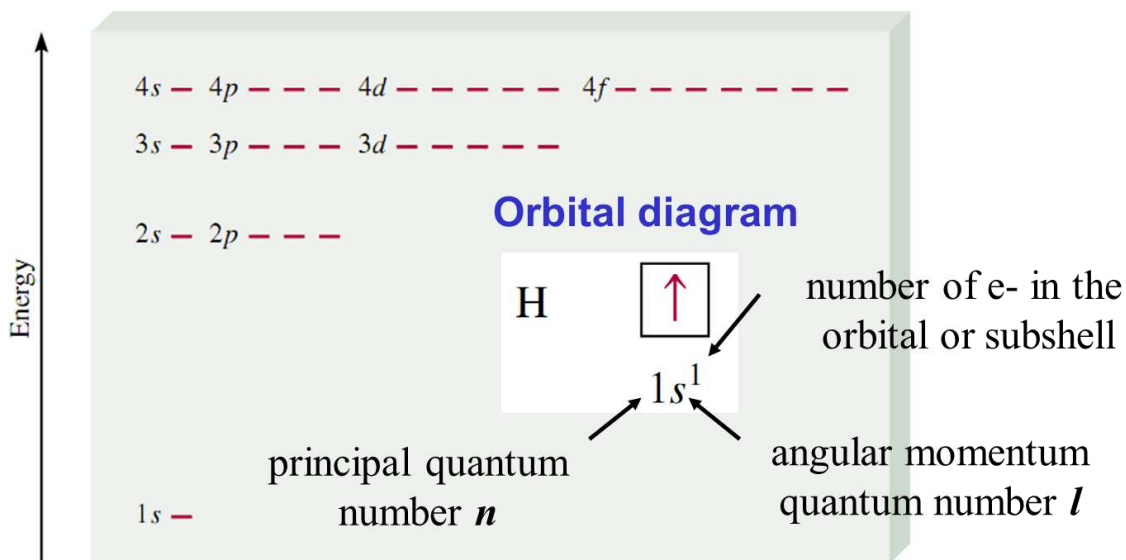
**Order of orbitals (filling) in multi-electron atom**

$1s < 2s < 2p < 3s < 3p < 4s < 3d < 4p < 5s < 4d < 5p < 6s$



## 7.6 Electron Configuration

**Electron configuration** of an atom = how the e- are distributed among various atomic orbitals in an atom



**Quantum numbers:**  $(n, l, m_l, m_s)$

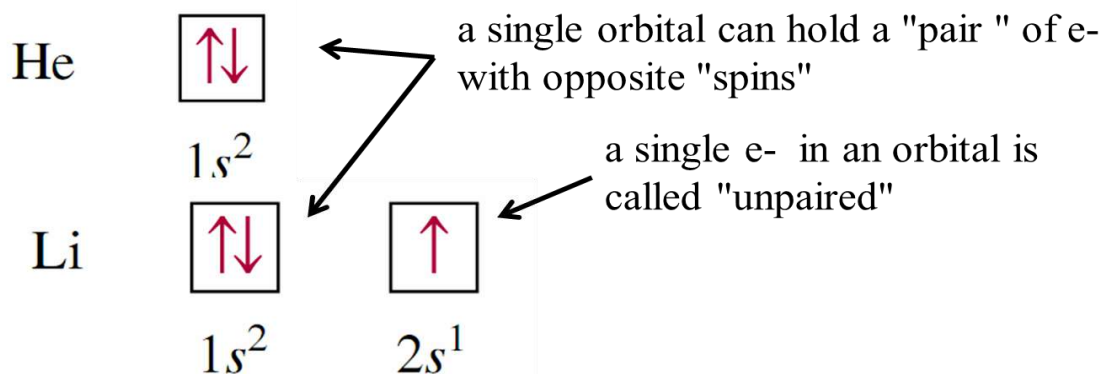
Each electron's quantum numbers are unique and cannot be shared by another electron in that atom.

**Pauli exclusion principle** - no two electrons in an atom can have identical values of all 4 quantum numbers

s orbitals have 1 possible value of  $m_l$  to hold 2 electrons  
 p orbitals have 3 possible value of  $m_l$  to hold 6 electrons  
 d orbitals have 5 possible value of  $m_l$  to hold 10 electrons  
 f orbitals have 7 possible value of  $m_l$  to hold 14 electrons

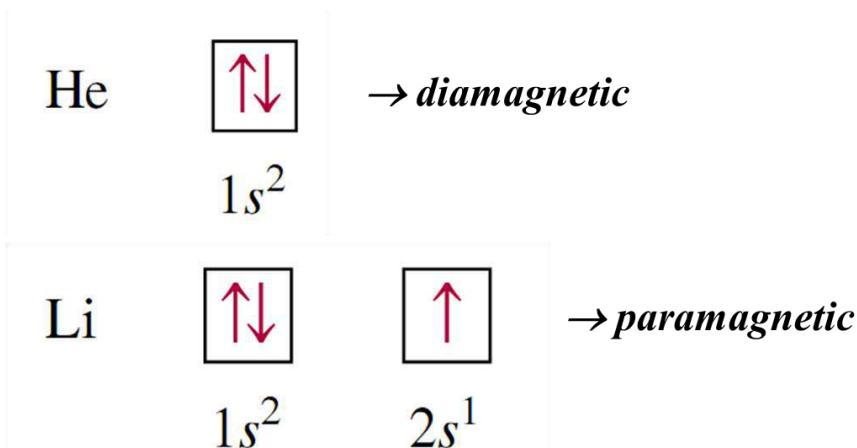
→ ∴ maximum of 2 electrons per orbital

atomic number (Z) = # protons = # electrons (in neutral atom)



## Paramagnetism and Diamagnetism

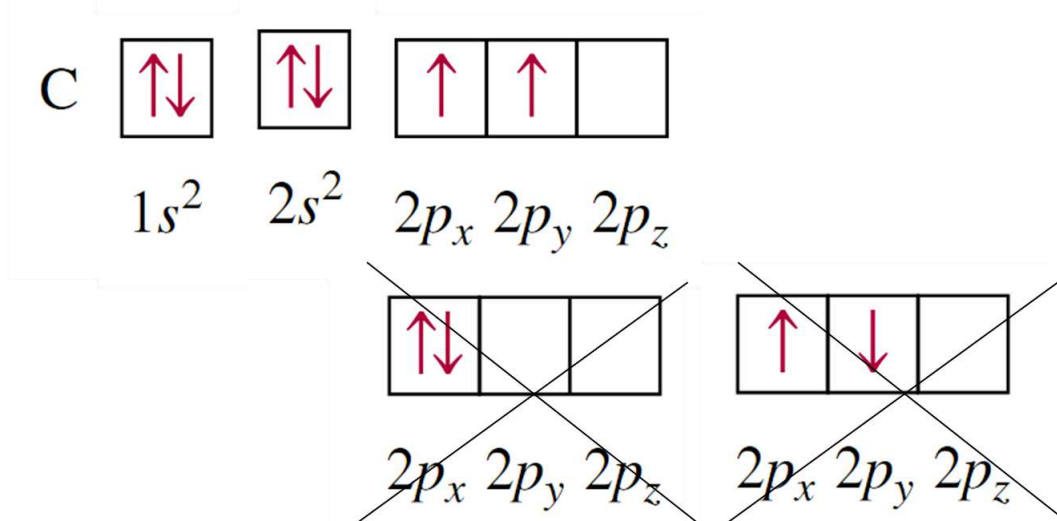
- atoms with 1 or more *unpaired electrons* are **paramagnetic**,  
(attracted by a magnetic)
- atoms with all spins *paired* are **diamagnetic**  
(repelled by magnet)



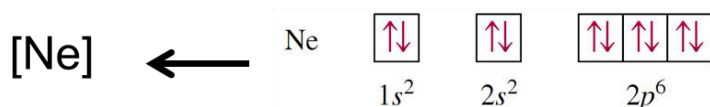
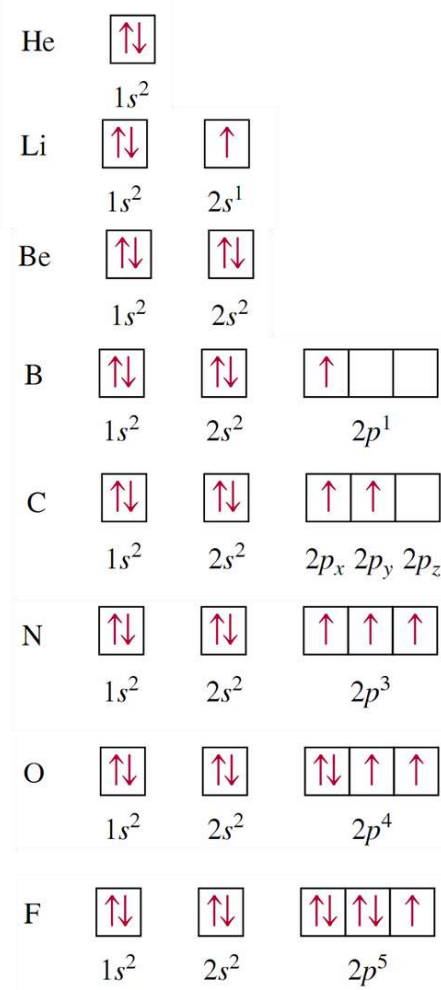
### Hund's Rule

- the most stable arrangement of electrons in subshells is the one with the greatest number of parallel spins.

e- configuration of C (Z=6)



#	Atom	Electron Configuration
1	H	1s <sup>1</sup>
2	He	1s <sup>2</sup>
3	Li	1s <sup>2</sup> 2s <sup>1</sup>
4	Be	1s <sup>2</sup> 2s <sup>2</sup>
5	B	1s <sup>2</sup> 2s <sup>2</sup> 2p <sup>1</sup>
6	C	1s <sup>2</sup> 2s <sup>2</sup> 2p <sup>2</sup>
7	N	1s <sup>2</sup> 2s <sup>2</sup> 2p <sup>3</sup>
8	O	1s <sup>2</sup> 2s <sup>2</sup> 2p <sup>4</sup>
9	F	1s <sup>2</sup> 2s <sup>2</sup> 2p <sup>5</sup>
10	Ne	1s <sup>2</sup> 2s <sup>2</sup> 2p <sup>6</sup>



How many electrons can a 3<sup>rd</sup> shell (n=3) have ?

the 3rd shell (n = 3) can hold a maximum of 18 electrons:

$n = 3$	$l =$	0	1	2	
	subshell	3s	3p	3d	
	# orbitals	1	3	5	
	# electrons	2	6	10	= 18 total

Or use formula  $2n^2$

How many  $2p$  orbitals are there in an atom?

$n=2$



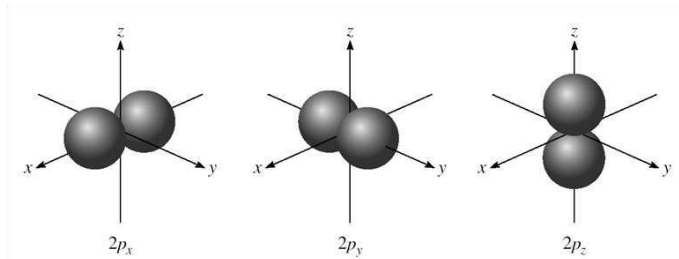
$2p$

↑

$l=1$

If  $l = 1$ , then  $m_l = -1, 0, \text{ or } +1$

3 orbitals



How many electrons can be placed in the  $3d$  subshell?

$n=3$



$3d$



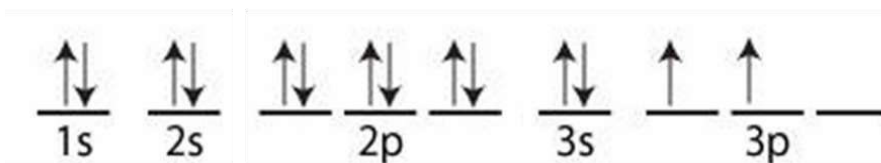
$l=2$

If  $l = 2$ , then  $m_l = -2, -1, 0, +1, \text{ or } +2$

5 orbitals which can hold a total of 10  $e^-$

## Determine the electron configuration of silicon

Silicon has 14 protons and 14 electrons



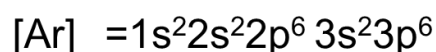
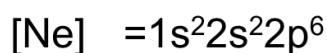
The electron configuration of silicon is  $1s^2 2s^2 2p^6 3s^2 3p^2$



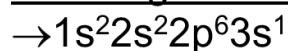
## 7.7 The Building-up Principle

### The Aufbau principle (building-up)

- e- are added progressively to the atomic orbitals to build up the element
- e- configuration of element are normally represented by a noble gas core



#### e- configuration of Na



or



- The aufbau principle works for nearly every element tested.
- There are exceptions to this principle, eg chromium and copper

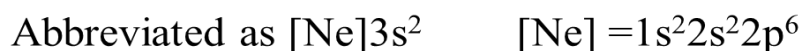
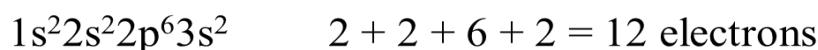
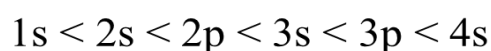
Cr (Z=24), the e- configuration is  $[\text{Ar}] 4s^1 3d^5$  instead of  $[\text{Ar}] 4s^2 3d^4$

Cu (Z=29), the e- configuration is  $[\text{Ar}] 4s^1 3d^{10}$  instead of  $[\text{Ar}] 4s^2 3d^9$

Because of greater stability associated with half-filled ( $3d^5$ ) and completely filled ( $3d^{10}$ ) subshells

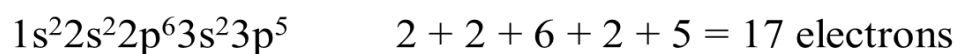
What is the electron configuration of Mg?

Mg 12 electrons



What are the possible quantum numbers for the last (outermost) electron in Cl?

Cl 17 electrons  $1s < 2s < 2p < 3s < 3p < 4s$



Last electron added to 3p orbital

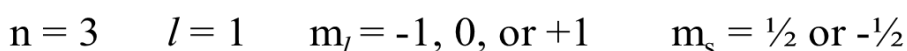
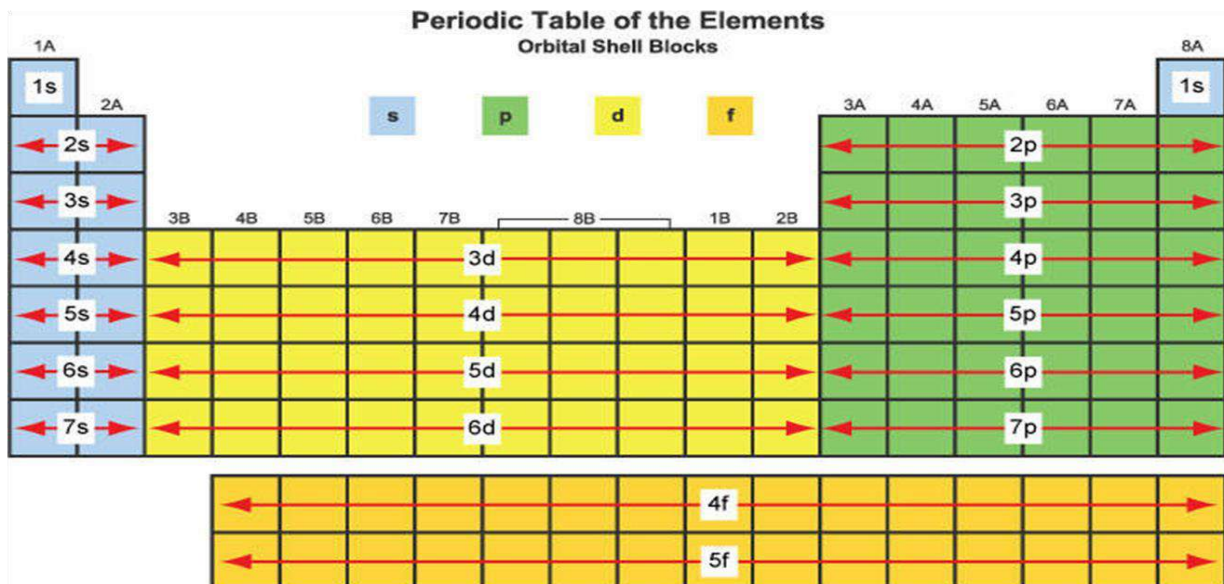




TABLE 7.3 The Ground-State Electron Configurations of the Elements\*

ATOMIC NUMBER	SYMBOL	ELECTRON CONFIGURATION	ATOMIC NUMBER	SYMBOL	ELECTRON CONFIGURATION	ATOMIC NUMBER	SYMBOL	ELECTRON CONFIGURATION
1	H	1s <sup>1</sup>	37	Rb	[Kr]5s <sup>1</sup>	73	Ta	[Xe]6s <sup>2</sup> 4f <sup>14</sup> 5d <sup>3</sup>
2	He	1s <sup>2</sup>	38	Sr	[Kr]5s <sup>2</sup>	74	W	[Xe]6s <sup>2</sup> 4f <sup>14</sup> 5d <sup>4</sup>
3	Li	[He]2s <sup>1</sup>	39	Y	[Kr]5s <sup>2</sup> 4d <sup>1</sup>	75	Re	[Xe]6s <sup>2</sup> 4f <sup>14</sup> 5d <sup>5</sup>
4	Be	[He]2s <sup>2</sup>	40	Zr	[Kr]5s <sup>2</sup> 4d <sup>2</sup>	76	Os	[Xe]6s <sup>2</sup> 4f <sup>14</sup> 5d <sup>6</sup>
5	B	[He]2s <sup>2</sup> 2p <sup>1</sup>	41	Nb	[Kr]5s <sup>1</sup> 4d <sup>4</sup>	77	Ir	[Xe]6s <sup>2</sup> 4f <sup>14</sup> 5d <sup>7</sup>
6	C	[He]2s <sup>2</sup> 2p <sup>2</sup>	42	Mo	[Kr]5s <sup>1</sup> 4d <sup>5</sup>	78	Pt	[Xe]6s <sup>1</sup> 4f <sup>14</sup> 5d <sup>9</sup>
7	N	[He]2s <sup>2</sup> 2p <sup>3</sup>	43	Tc	[Kr]5s <sup>2</sup> 4d <sup>5</sup>	79	Au	[Xe]6s <sup>1</sup> 4f <sup>14</sup> 5d <sup>10</sup>
8	O	[He]2s <sup>2</sup> 2p <sup>4</sup>	44	Ru	[Kr]5s <sup>1</sup> 4d <sup>7</sup>	80	Hg	[Xe]6s <sup>2</sup> 4f <sup>14</sup> 5d <sup>10</sup>
9	F	[He]2s <sup>2</sup> 2p <sup>5</sup>	45	Rh	[Kr]5s <sup>1</sup> 4d <sup>8</sup>	81	Tl	[Xe]6s <sup>2</sup> 4f <sup>14</sup> 5d <sup>10</sup> 6p <sup>1</sup>
10	Ne	[He]2s <sup>2</sup> 2p <sup>6</sup>	46	Pd	[Kr]4d <sup>10</sup>	82	Pb	[Xe]6s <sup>2</sup> 4f <sup>14</sup> 5d <sup>10</sup> 6p <sup>2</sup>
11	Na	[Ne]3s <sup>1</sup>	47	Ag	[Kr]5s <sup>1</sup> 4d <sup>10</sup>	83	Bi	[Xe]6s <sup>2</sup> 4f <sup>14</sup> 5d <sup>10</sup> 6p <sup>3</sup>
12	Mg	[Ne]3s <sup>2</sup>	48	Cd	[Kr]5s <sup>2</sup> 4d <sup>10</sup>	84	Po	[Xe]6s <sup>2</sup> 4f <sup>14</sup> 5d <sup>10</sup> 6p <sup>4</sup>
13	Al	[Ne]3s <sup>2</sup> 3p <sup>1</sup>	49	In	[Kr]5s <sup>2</sup> 4d <sup>10</sup> 5p <sup>1</sup>	85	At	[Xe]6s <sup>2</sup> 4f <sup>14</sup> 5d <sup>10</sup> 6p <sup>5</sup>
14	Si	[Ne]3s <sup>2</sup> 3p <sup>2</sup>	50	Sn	[Kr]5s <sup>2</sup> 4d <sup>10</sup> 5p <sup>2</sup>	86	Rn	[Xe]6s <sup>2</sup> 4f <sup>14</sup> 5d <sup>10</sup> 6p <sup>6</sup>
15	P	[Ne]3s <sup>2</sup> 3p <sup>3</sup>	51	Sb	[Kr]5s <sup>2</sup> 4d <sup>10</sup> 5p <sup>3</sup>	87	Fr	[Rn]7s <sup>1</sup>
16	S	[Ne]3s <sup>2</sup> 3p <sup>4</sup>	52	Te	[Kr]5s <sup>2</sup> 4d <sup>10</sup> 5p <sup>4</sup>	88	Ra	[Rn]7s <sup>2</sup>
17	Cl	[Ne]3s <sup>2</sup> 3p <sup>5</sup>	53	I	[Kr]5s <sup>2</sup> 4d <sup>10</sup> 5p <sup>5</sup>	89	Ac	[Rn]7s <sup>2</sup> 6d <sup>1</sup>
18	Ar	[Ne]3s <sup>2</sup> 3p <sup>6</sup>	54	Xe	[Kr]5s <sup>2</sup> 4d <sup>10</sup> 5p <sup>6</sup>	90	Th	[Rn]7s <sup>2</sup> 6d <sup>2</sup>
19	K	[Ar]4s <sup>1</sup>	55	Cs	[Xe]6s <sup>1</sup>	91	Pa	[Rn]7s <sup>2</sup> 5f <sup>2</sup> 6d <sup>1</sup>
20	Ca	[Ar]4s <sup>2</sup>	56	Ba	[Xe]6s <sup>2</sup>	92	U	[Rn]7s <sup>2</sup> 5f <sup>3</sup> 6d <sup>1</sup>
21	Sc	[Ar]4s <sup>2</sup> 3d <sup>1</sup>	57	La	[Xe]6s <sup>2</sup> 5d <sup>1</sup>	93	Np	[Rn]7s <sup>2</sup> 5f <sup>4</sup> 6d <sup>1</sup>
22	Ti	[Ar]4s <sup>2</sup> 3d <sup>2</sup>	58	Ce	[Xe]6s <sup>2</sup> 4f <sup>1</sup> 5d <sup>1</sup>	94	Pu	[Rn]7s <sup>2</sup> 5f <sup>6</sup>
23	V	[Ar]4s <sup>2</sup> 3d <sup>3</sup>	59	Pr	[Xe]6s <sup>2</sup> 4f <sup>3</sup>	95	Am	[Rn]7s <sup>2</sup> 5f <sup>7</sup>
24	Cr	[Ar]4s <sup>1</sup> 3d <sup>5</sup>	60	Nd	[Xe]6s <sup>2</sup> 4f <sup>4</sup>	96	Cm	[Rn]7s <sup>2</sup> 5f <sup>7</sup> 6d <sup>1</sup>
25	Mn	[Ar]4s <sup>2</sup> 3d <sup>5</sup>	61	Pm	[Xe]6s <sup>2</sup> 4f <sup>5</sup>	97	Bk	[Rn]7s <sup>2</sup> 5f <sup>9</sup>
26	Fe	[Ar]4s <sup>2</sup> 3d <sup>6</sup>	62	Sm	[Xe]6s <sup>2</sup> 4f <sup>6</sup>	98	Cf	[Rn]7s <sup>2</sup> 5f <sup>10</sup>
27	Co	[Ar]4s <sup>2</sup> 3d <sup>7</sup>	63	Eu	[Xe]6s <sup>2</sup> 4f <sup>7</sup>	99	Es	[Rn]7s <sup>2</sup> 5f <sup>11</sup>
28	Ni	[Ar]4s <sup>2</sup> 3d <sup>8</sup>	64	Gd	[Xe]6s <sup>2</sup> 4f <sup>7</sup> 5d <sup>1</sup>	100	Fm	[Rn]7s <sup>2</sup> 5f <sup>12</sup>
29	Cu	[Ar]4s <sup>1</sup> 3d <sup>10</sup>	65	Tb	[Xe]6s <sup>2</sup> 4f <sup>9</sup>	101	Md	[Rn]7s <sup>2</sup> 5f <sup>13</sup>
30	Zn	[Ar]4s <sup>2</sup> 3d <sup>10</sup>	66	Dy	[Xe]6s <sup>2</sup> 4f <sup>10</sup>	102	No	[Rn]7s <sup>2</sup> 5f <sup>14</sup>
31	Ga	[Ar]4s <sup>2</sup> 3d <sup>10</sup> 4p <sup>1</sup>	67	Ho	[Xe]6s <sup>2</sup> 4f <sup>11</sup>	103	Lr	[Rn]7s <sup>2</sup> 5f <sup>14</sup> 6d <sup>1</sup>
32	Ge	[Ar]4s <sup>2</sup> 3d <sup>10</sup> 4p <sup>2</sup>	68	Er	[Xe]6s <sup>2</sup> 4f <sup>12</sup>	104	Rf	[Rn]7s <sup>2</sup> 5f <sup>14</sup> 6d <sup>2</sup>
33	As	[Ar]4s <sup>2</sup> 3d <sup>10</sup> 4p <sup>3</sup>	69	Tm	[Xe]6s <sup>2</sup> 4f <sup>13</sup>	105	Ha	[Rn]7s <sup>2</sup> 5f <sup>14</sup> 6d <sup>3</sup>
34	Se	[Ar]4s <sup>2</sup> 3d <sup>10</sup> 4p <sup>4</sup>	70	Yb	[Xe]6s <sup>2</sup> 4f <sup>14</sup>	106	Sg	[Rn]7s <sup>2</sup> 5f <sup>14</sup> 6d <sup>4</sup>
35	Br	[Ar]4s <sup>2</sup> 3d <sup>10</sup> 4p <sup>5</sup>	71	Lu	[Xe]6s <sup>2</sup> 4f <sup>14</sup> 5d <sup>1</sup>	107	Ns	[Rn]7s <sup>2</sup> 5f <sup>14</sup> 6d <sup>5</sup>
36	Kr	[Ar]4s <sup>2</sup> 3d <sup>10</sup> 4p <sup>6</sup>	72	Hf	[Xe]6s <sup>2</sup> 4f <sup>14</sup> 5d <sup>2</sup>	108	Hs	[Rn]7s <sup>2</sup> 5f <sup>14</sup> 6d <sup>6</sup>
						109	Mt	[Rn]7s <sup>2</sup> 5f <sup>14</sup> 6d <sup>7</sup>


**Outermost subshell being filled with e-**



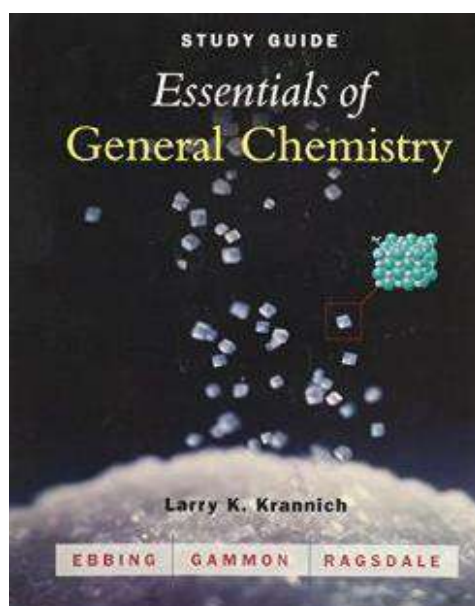
- alkali metals and alkaline earth metals fill the **s orbitals** last
- main group elements fill the **p orbitals** last
- transition metals fill the **d orbitals** last
- lanthanides (4f) and actinides (5f) fill the **f orbitals** last

### Lecture References :

1. Raymond Chang ,General Chemistry, McGraw Hill 9th ed., 2007.



2. Essentials of General Chemistry By D.D.Ebbing, S.D.Gammon, and R.O.Ragsdale, 2003, Houghton Mifflin Company, New York.



## LECTURE 8

### Periodic Relationships Among Elements

The image shows a standard periodic table of elements. The elements are color-coded by groups: Group 1 (red), Group 2 (orange), Groups 13-18 (green), Group 19 (yellow), and Group 20 (blue). The lanthanide and actinide series are shown in a separate row at the bottom.

8.1 Periodic Classification of The Elements

8.2 Periodic Variation in Physical Properties

8.3 Ionization Energy

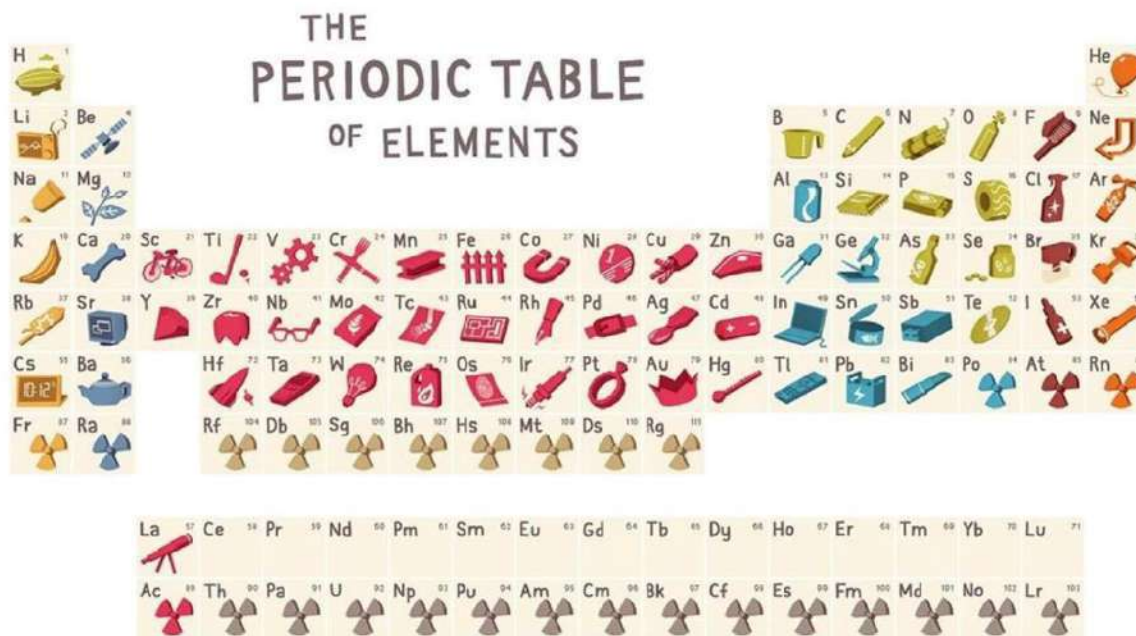
8.4 Electron Affinity

8.5 Variation in Chemical Properties of The Representative Elements



# 8.1 Periodic Classification of The Elements

- Modern periodic table is based on Mendeleev's periodic table
- Elements are arranged according to increasing atomic number



Categories of elements-correspond to which subshell is last filled

## Representative elements (main group elements)

- Groups 1A to 7A
- Incompletely filled s or p subshell

## Noble gases

- Group 8A
- Completely filled s or p subshell

## Transition metals

- d-block elements
- Groups 1 B to 8 B
- Incompletely filled d subshells

## Lanthanides (rare earth elements) and Actinides

- f- block elements
- Incompletely filled f subshells

## Valence electrons

- the outer e- of an atom that involved in chemical bonding
- eg. Group 7A - all have  $ns^2np^5$ , Group 1A – all have  $ns^1$  etc.

1 H	2 He											18 Ar	19 K	20 Ca											36 Kr	37 Rb	38 Sr											54 Xe	55 Cs	56 Ba											86 Rn	87 Fr	88 Ra											118 Og																	
3 Li	4 Be											10 Ne	11 Na	12 Mg											18 Ar	19 K	20 Ca											36 Kr	37 Rb	38 Sr											54 Xe	55 Cs	56 Ba											86 Rn																	
		5 B	6 C	7 N	8 O	9 F	10 Ne											17 Cl	18 Ar											35 Br	36 Kr											53 I	54 Xe											85 At	86 Rn																										
		13 Al	14 Si	15 P	16 S	17 Cl	18 Ar											33 As	34 Se	35 Br	36 Kr											51 Sb	52 Te	53 I	54 Xe											83 Bi	84 Po	85 At	86 Rn																																
		19 K	20 Ca											29 Cu	30 Zn											47 Ag	48 Cd											63 Eu	64 Gd											79 Au	80 Hg											101 Md	102 No	103 Lr																	
		21 Sc	22 Ti	23 V	24 Cr	25 Mn	26 Fe	27 Co	28 Ni	29 Cu	30 Zn											37 Rb	38 Sr											45 Rh	46 Pd											59 Pr	60 Nd											71 Lu	72 Hf	73 Ta	74 W	75 Re	76 Os	77 Ir	78 Pt	79 Au	80 Hg											105 Nh	106 Fl	107 Ts	108 Og
		39 Y	40 Zr	41 Nb	42 Mo	43 Tc	44 Ru	45 Rh	46 Pd	47 Ag	48 Cd											57 La	58 Ce											65 Tm	66 Yb											89 Ac	90 Th	91 Pa	92 U	93 Np	94 Pu	95 Am	96 Cm	97 Bk	98 Cf	99 Es	100 Fm	101 Md	102 No	103 Lr																					
		51 Sb	52 Te	53 I	54 Xe											61 Pm	62 Sm											75 Re	76 Os	77 Ir	78 Pt	79 Au	80 Hg											87 Fr	88 Ra											103 Lr	104 Rf	105 Db	106 Sg	107 Bh	108 Hs	109 Mt	110 Ds	111 Rg	112 Cn	113 Nh	114 Fl	115 Ts	116 Og												
		63 Eu	64 Gd											71 Lu	72 Hf	73 Ta	74 W	75 Re	76 Os	77 Ir	78 Pt	79 Au	80 Hg											101 Md	102 No	103 Lr																																													
		89 Ac	90 Th	91 Pa	92 U	93 Np	94 Pu	95 Am	96 Cm	97 Bk	98 Cf	99 Es	100 Fm	101 Md	102 No	103 Lr																																																																	

# Ground State Electron Configurations of the Elements

1	1A	2	3B	4B	5B	6B	7B	8B	9B	10B	11B	12B	13A	14A	15A	16A	17A	18A
1	1 H 1s <sup>1</sup>	2 2A 2 He 1s <sup>2</sup>											3 3A 3 B 2s <sup>2</sup> 2p <sup>1</sup>	4 4A 4 C 2s <sup>2</sup> 2p <sup>2</sup>	5 5A 5 N 2s <sup>2</sup> 2p <sup>3</sup>	6 6A 6 O 2s <sup>2</sup> 2p <sup>4</sup>	7 7A 7 F 2s <sup>2</sup> 2p <sup>5</sup>	8 8A 8 Ne 2s <sup>2</sup> 2p <sup>6</sup>
2	3 3A 3 Li 2s <sup>1</sup>	4 4A 4 Be 2s <sup>2</sup>											13 13A 13 Al 3s <sup>2</sup> 3p <sup>1</sup>	14 14A 14 Si 3s <sup>2</sup> 3p <sup>2</sup>	15 15A 15 P 3s <sup>2</sup> 3p <sup>3</sup>	16 16A 16 S 3s <sup>2</sup> 3p <sup>4</sup>	17 17A 17 Cl 3s <sup>2</sup> 3p <sup>5</sup>	18 18A 18 Ar 3s <sup>2</sup> 3p <sup>6</sup>
3	19 19A 19 K 4s <sup>1</sup>	20 20A 20 Ca 4s <sup>2</sup>	21 21A 21 Sc 4s <sup>2</sup> 3d <sup>1</sup>	22 22A 22 Ti 4s <sup>2</sup> 3d <sup>2</sup>	23 23A 23 V 4s <sup>2</sup> 3d <sup>3</sup>	24 24A 24 Cr 4s <sup>1</sup> 3d <sup>5</sup>	25 25A 25 Mn 4s <sup>2</sup> 3d <sup>5</sup>	26 26A 26 Fe 4s <sup>2</sup> 3d <sup>6</sup>	27 27A 27 Co 4s <sup>2</sup> 3d <sup>7</sup>	28 28A 28 Ni 4s <sup>2</sup> 3d <sup>8</sup>	29 29A 29 Cu 4s <sup>1</sup> 3d <sup>10</sup>	30 30A 30 Zn 4s <sup>2</sup> 3d <sup>10</sup>	31 31A 31 Ga 4s <sup>2</sup> 4p <sup>1</sup>	32 32A 32 Ge 4s <sup>2</sup> 4p <sup>2</sup>	33 33A 33 As 4s <sup>2</sup> 4p <sup>3</sup>	34 34A 34 Se 4s <sup>2</sup> 4p <sup>4</sup>	35 35A 35 Br 4s <sup>2</sup> 4p <sup>5</sup>	36 36A 36 Kr 4s <sup>2</sup> 4p <sup>6</sup>
4	37 37A 37 Rb 5s <sup>1</sup>	38 38A 38 Sr 5s <sup>2</sup>	39 39A 39 Y 5s <sup>2</sup> 4d <sup>1</sup>	40 40A 40 Zr 5s <sup>2</sup> 4d <sup>2</sup>	41 41A 41 Nb 5s <sup>1</sup> 4d <sup>4</sup>	42 42A 42 Mo 5s <sup>1</sup> 4d <sup>5</sup>	43 43A 43 Tc 5s <sup>2</sup> 4d <sup>5</sup>	44 44A 44 Ru 5s <sup>1</sup> 4d <sup>7</sup>	45 45A 45 Rh 5s <sup>1</sup> 4d <sup>8</sup>	46 46A 46 Pd 4d <sup>10</sup>	47 47A 47 Ag 5s <sup>1</sup> 4d <sup>10</sup>	48 48A 48 Cd 5s <sup>2</sup> 4d <sup>10</sup>	49 49A 49 In 5s <sup>2</sup> 5p <sup>1</sup>	50 50A 50 Sn 5s <sup>2</sup> 5p <sup>2</sup>	51 51A 51 Sb 5s <sup>2</sup> 5p <sup>3</sup>	52 52A 52 Te 5s <sup>2</sup> 5p <sup>4</sup>	53 53A 53 I 5s <sup>2</sup> 5p <sup>5</sup>	54 54A 54 Xe 5s <sup>2</sup> 5p <sup>6</sup>
5	55 55A 55 Cs 6s <sup>1</sup>	56 56A 56 Ba 6s <sup>2</sup>	57 57A 57 La 6s <sup>2</sup> 5d <sup>1</sup>	72 72A 72 Hf 6s <sup>2</sup> 5d <sup>2</sup>	73 73A 73 Ta 6s <sup>2</sup> 5d <sup>3</sup>	74 74A 74 W 6s <sup>2</sup> 5d <sup>4</sup>	75 75A 75 Re 6s <sup>2</sup> 5d <sup>5</sup>	76 76A 76 Os 6s <sup>2</sup> 5d <sup>6</sup>	77 77A 77 Ir 6s <sup>2</sup> 5d <sup>7</sup>	78 78A 78 Pt 6s <sup>1</sup> 5d <sup>9</sup>	79 79A 79 Au 6s <sup>1</sup> 5d <sup>10</sup>	80 80A 80 Hg 6s <sup>2</sup> 5d <sup>10</sup>	81 81A 81 Tl 6s <sup>2</sup> 5p <sup>1</sup>	82 82A 82 Pb 6s <sup>2</sup> 5p <sup>2</sup>	83 83A 83 Bi 6s <sup>2</sup> 5p <sup>3</sup>	84 84A 84 Po 6s <sup>2</sup> 5p <sup>4</sup>	85 85A 85 At 6s <sup>2</sup> 5p <sup>5</sup>	86 86A 86 Rn 6s <sup>2</sup> 5p <sup>6</sup>
6	87 87A 87 Fr 7s <sup>1</sup>	88 88A 88 Ra 7s <sup>2</sup>	89 89A 89 Ac 7s <sup>2</sup> 6d <sup>1</sup>	104 104A 104 Rf 7s <sup>2</sup> 6d <sup>2</sup>	105 105A 105 Db 7s <sup>2</sup> 6d <sup>3</sup>	106 106A 106 Sg 7s <sup>2</sup> 6d <sup>4</sup>	107 107A 107 Bh 7s <sup>2</sup> 6d <sup>5</sup>	108 108A 108 Hs 7s <sup>2</sup> 6d <sup>6</sup>	109 109A 109 Mt 7s <sup>2</sup> 6d <sup>7</sup>	110 110A 110 Ds 7s <sup>2</sup> 6d <sup>8</sup>	111 111A 111 Rg 7s <sup>2</sup> 6d <sup>9</sup>	112 112A 112 Cn 7s <sup>2</sup> 6d <sup>10</sup>	113 113A 113 Nh 7s <sup>2</sup> 7p <sup>1</sup>	114 114A 114 Fl 7s <sup>2</sup> 7p <sup>2</sup>	115 115A 115 Mc 7s <sup>2</sup> 7p <sup>3</sup>	116 116A 116 Lv 7s <sup>2</sup> 7p <sup>4</sup>	(117) (117A) (117) Ts 7s <sup>2</sup> 7p <sup>5</sup>	118 118A 118 Og 7s <sup>2</sup> 7p <sup>6</sup>

GROUP 1A	GROUP 2A
Li [He]2s <sup>1</sup>	Be [He]2s <sup>2</sup>
Na [Ne]3s <sup>1</sup>	Mg [Ne]3s <sup>2</sup>
K [Ar]4s <sup>1</sup>	Ca [Ar]4s <sup>2</sup>
Rb [Kr]5s <sup>1</sup>	Sr [Kr]5s <sup>2</sup>
Cs [Xe]6s <sup>1</sup>	Ba [Xe]6s <sup>2</sup>
Fr [Rn]7s <sup>1</sup>	Ra [Rn]7s <sup>2</sup>

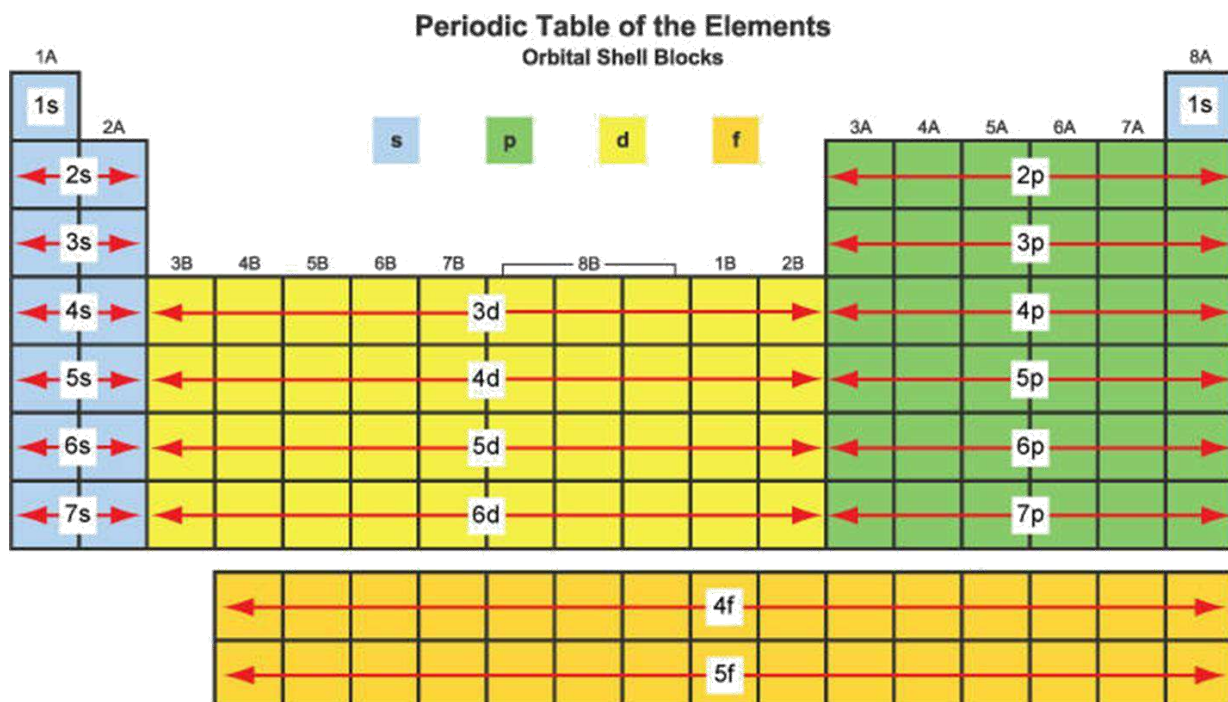
58 Ce 6s <sup>2</sup> 4f <sup>5</sup> d <sup>1</sup>	59 Pr 6s <sup>2</sup> 4f <sup>6</sup>	60 Nd 6s <sup>2</sup> 4f <sup>6</sup>	61 Pm 6s <sup>2</sup> 4f <sup>6</sup>	62 Sm 6s <sup>2</sup> 4f <sup>6</sup>	63 Eu 6s <sup>2</sup> 4f <sup>7</sup>	64 Gd 6s <sup>2</sup> 4f <sup>7</sup> 5d <sup>1</sup>	65 Tb 6s <sup>2</sup> 4f <sup>9</sup>	66 Dy 6s <sup>2</sup> 4f <sup>10</sup>	67 Ho 6s <sup>2</sup> 4f <sup>11</sup>	68 Er 6s <sup>2</sup> 4f <sup>12</sup>	69 Tm 6s <sup>2</sup> 4f <sup>13</sup>	70 Yb 6s <sup>2</sup> 4f <sup>14</sup>	71 Lu 6s <sup>2</sup> 4f <sup>14</sup> 5d <sup>1</sup>
90 Th 7s <sup>2</sup> 6d <sup>2</sup>	91 Pa 7s <sup>2</sup> 5f <sup>6</sup> d <sup>1</sup>	92 U 7s <sup>2</sup> 5f <sup>6</sup> d <sup>1</sup>	93 Np 7s <sup>2</sup> 5f <sup>6</sup> d <sup>1</sup>	94 Pu 7s <sup>2</sup> 5f <sup>6</sup>	95 Am 7s <sup>2</sup> 5f <sup>7</sup>	96 Cm 7s <sup>2</sup> 5f <sup>6</sup> d <sup>1</sup>	97 Bk 7s <sup>2</sup> 5f <sup>9</sup>	98 Cf 7s <sup>2</sup> 5f <sup>10</sup>	99 Es 7s <sup>2</sup> 5f <sup>11</sup>	100 Fm 7s <sup>2</sup> 5f <sup>12</sup>	101 Md 7s <sup>2</sup> 5f <sup>13</sup>	102 No 7s <sup>2</sup> 5f <sup>14</sup>	103 Lr 7s <sup>2</sup> 5f <sup>14</sup> 6d <sup>1</sup>

# Classification of the Elements

1A	2A	3B	4B	5B	6B	7B	8B	9B	10B	11B	12B	13A	14A	15A	16A	17A	18A
1 H	2 He											3 B	4 C	5 N	6 O	7 F	8 Ne
3 Li	4 Be											13 Al	14 Si	15 P	16 S	17 Cl	18 Ar
11 Na	12 Mg	21 Sc	22 Ti	23 V	24 Cr	25 Mn	26 Fe	27 Co	28 Ni	29 Cu	30 Zn	31 Ga	32 Ge	33 As	34 Se	35 Br	36 Kr
37 Rb	38 Sr	39 Y	40 Zr	41 Nb	42 Mo	43 Tc	44 Ru	45 Rh	46 Pd	47 Ag	48 Cd	49 In	50 Sn	51 Sb	52 Te	53 I	54 Xe
55 Cs	56 Ba	57 La	72 Hf	73 Ta	74 W	75 Re	76 Os	77 Ir	78 Pt	79 Au	80 Hg	81 Tl	82 Pb	83 Bi	84 Po	85 At	86 Rn
87 Fr	88 Ra	89 Ac	104 Rf	105 Db	106 Sg	107 Bh	108 Hs	109 Mt	110 Ds	111 Rg	112 Cn	113 Nh	114 Fl	115 Mc	116 Lv	(117) Ts	118 Og

s block (Groups 1A, 2A, 3B-10B)  
d block (Groups 3B-10B)  
p block (Groups 13A-18A)  
f block (Groups 3B-10B, Lanthanides, Actinides)

# Electron configuration and periodicity



## Electron configuration of **cations** and **anions**



**Ions (cation and anion) of  
Representative Elements**



**Cation of  
Transition Metals**







## Electron Configurations of Cations of Transition Metals

**not always isoelectronic with a noble gas**

When a cation is formed from an atom of a transition metal, electrons are always removed first from the  $ns$  orbital and then from the  $(n - 1)d$  orbitals.

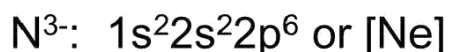
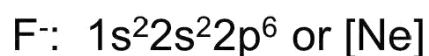
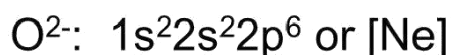
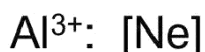
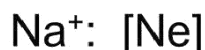
***e- are lost from outermost s orbitals FIRST***

because d orbitals are more stable than the s orbitals in the ionic form of the transition elements.



### ***Isoelectronic***

Ions or atoms that have the same number of electrons, and hence the same electron configuration



**$\text{Na}^+$ ,  $\text{Al}^{3+}$ ,  $\text{F}^-$ ,  $\text{O}^{2-}$ , and  $\text{N}^{3-}$  are all *isoelectronic* with Ne**

**What neutral atom is isoelectronic with  $\text{H}^-$  ?**



## 8.2 Periodic Variation In Physical Properties



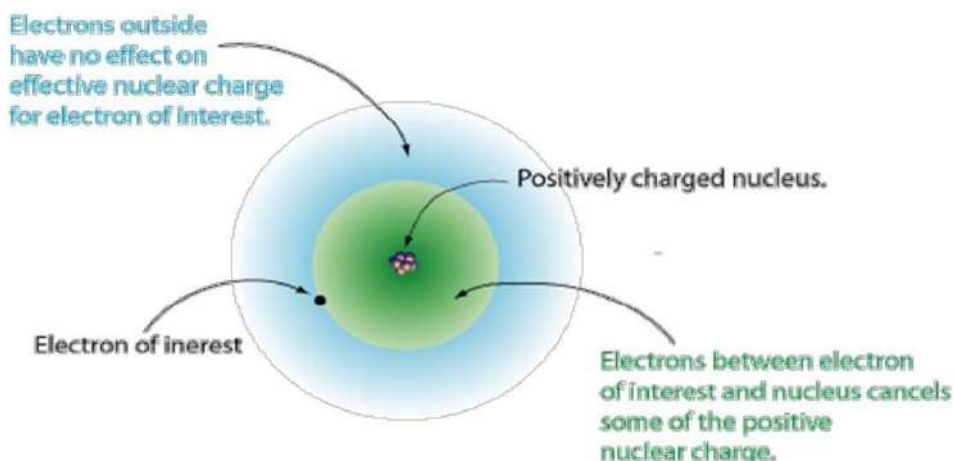
### Periodic trends

Many trends in physical and chemical properties can be explained by e- configuration

- 1) Effective nuclear charge
- 2) Atomic radius
- 3) Ionic radius
- 4) Ionization energy
- 5) Electron affinity

**Effective nuclear charge ( $Z_{\text{eff}}$ )** is the net “positive charge” that an e- experiences from nucleus.

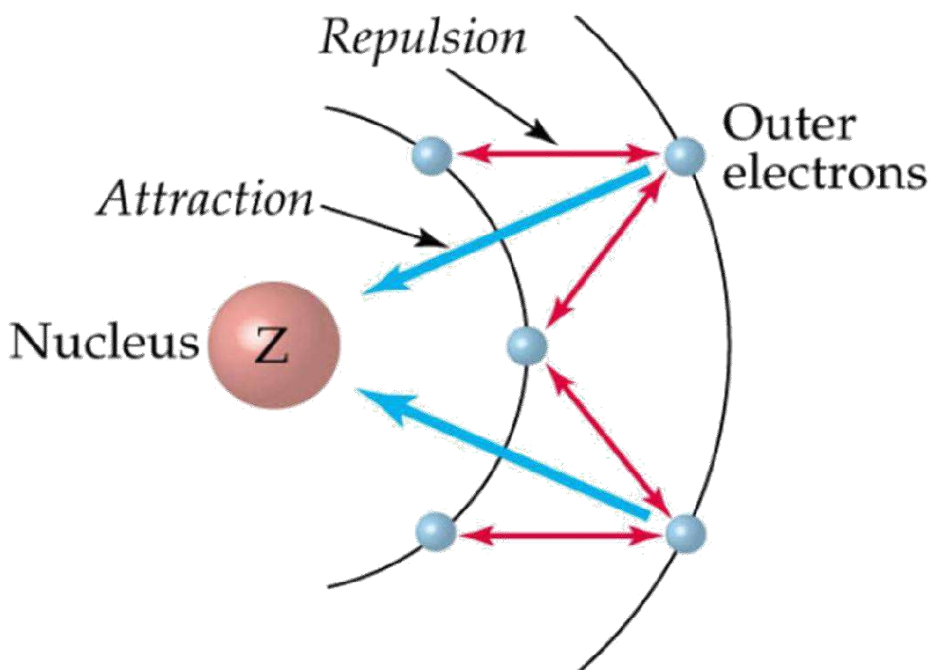
- inner e- shield outer/valence e- from nucleus
- lower effective charge on nucleus
- shielding effect of e- reduces the attraction between the nucleus and the e-



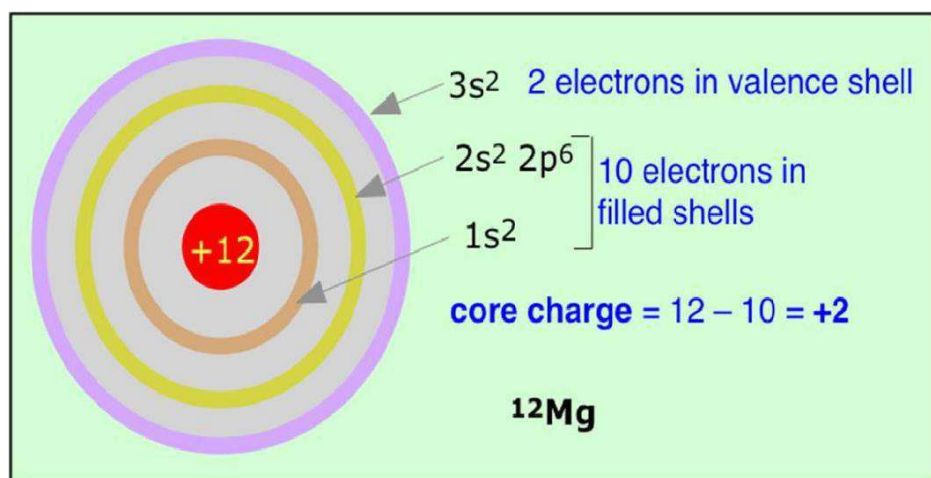
## Effective Nuclear Charge

= Actual Nuclear Charge - Shielding Effect

=  $Z$  (number of proton) - number of inner/core electrons

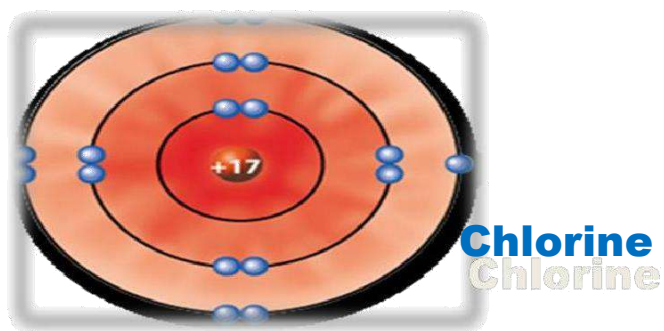


	$Z$	Core	$Z_{\text{eff}}$
Na	11	10	1
Mg	12	10	2
Al	13	10	3
Si	14	10	4



$Z_{\text{eff}} = Z$  (number of proton) - number of inner or core electrons

<sup>3</sup> Li 1.26	<sup>4</sup> Be 1.58	<sup>5</sup> B 1.56	<sup>6</sup> C 1.82	<sup>7</sup> N 2.07	<sup>8</sup> O 2.00	<sup>9</sup> F 2.26	<sup>10</sup> Ne 2.52
----------------------	----------------------	---------------------	---------------------	---------------------	---------------------	---------------------	-----------------------



**+17 Actual nuclear charge**  
+17 Actual nuclear charge

**-10 Inner shell electrons**  
-10 Inner shell electrons

---

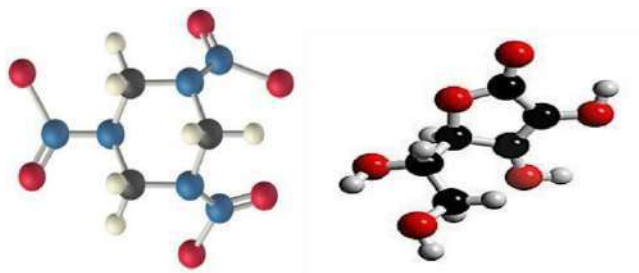
**+7 Effective nuclear charge**  
+7 Effective nuclear charge

## Effective Nuclear Charge ( $Z_{\text{eff}}$ )



## LECTURE 9

### Chemical Bonding I: Basic Concepts



9.1 lewis Dot Symbols

9.2 The Ionic bond

9.3 The Covalent bond

9.4 Electroegativity

9.5 Writing Lewis Structures

9.6 Formal Charge and Lewis Structures

9.7 The Concept of Resonance

9.8 The Exception of Octate Rules



## 9.1 Lewis Dot Symbols

- When atoms interact to form chemical bond, only their outer region are in contact
- **The Octet Rule:** in forming chemical bonds, atoms usually gain, lose or share electrons until they have 8 in the outer shell to reach the same electronic configuration of the noble gasses ( $ns^2 np^6$ ) (except hydrogen, helium and lithium).
- **Lewis Dot Representation:** In the representation of an atom, the valence electrons of an atom (outer most shell electrons) are represented by dots.
- There are two main types of chemical bonds: **ionic bond** and **covalent bond**.




Table 9.1 Lewis Dot Symbols

1	2	3	4	5	6	7	8	9	10	11	12	13	14	15	16	17	18
1A	2A	3B	4B	5B	6B	7B	8B			1B	2B	3A	4A	5A	6A	7A	8A
·H	·Be·											·B·	·C·	·N·	·O·	·F·	He:
·Li	·Mg·											·Al·	·Si·	·P·	·S·	·Cl·	·Ar·
·Na	·Ca·											·Ga·	·Ge·	·As·	·Se·	·Br·	·Kr·
·K	·Sr·											·In·	·Sn·	·Sb·	·Te·	·I·	·Xe·
·Rb	·Ba·											·Tl·	·Pb·	·Bi·	·Po·	·At·	·Rn·
·Cs	·Ra·																
·Fr																	



## Types of Bonds

Types of Atoms	Type of Bond	Bond Characteristic
metals to nonmetals	Ionic	electrons transferred
nonmetals to nonmetals	Covalent	electrons shared

### 9.2 The Ionic Bond

- > ionic bond is the electrostatic force that hold ions together in an ionic compound.



- > the resulting anions & cations attract each other in such a ratio that the charges cancel out.

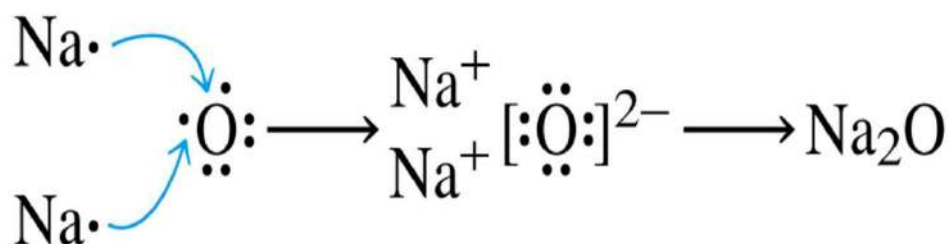
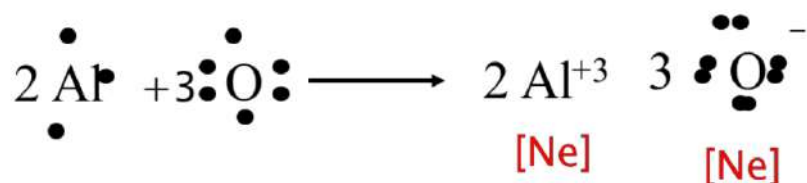
**Note:** Do not show the charges in the final product.

Example: KI NOT K+I-

**Example:** Ba<sup>+2</sup> & F<sup>-</sup> - Need two negatives to neutralize +2 charge on barium ion: Ba<sup>+2</sup> F<sup>-1</sup> F<sup>-1</sup> = BaF<sub>2</sub>

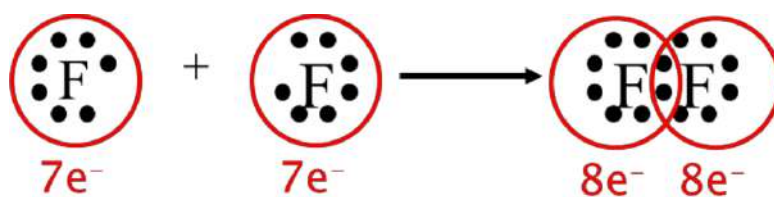
### Example 9.1

Use Lewis dot symbol to show formation of  $\text{Al}_2\text{O}_3$

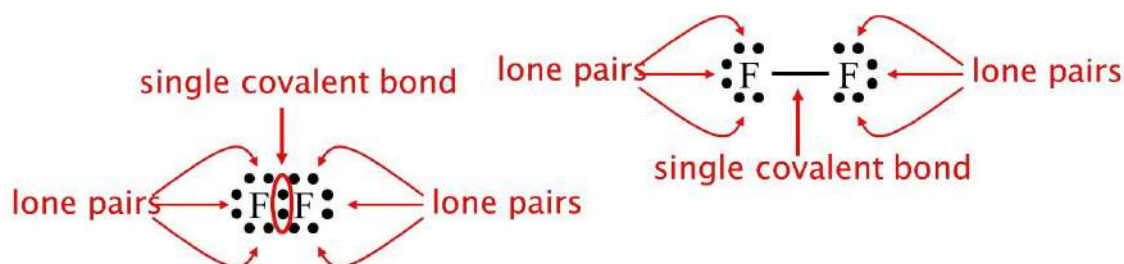


## 9.3 The Covalent Bond

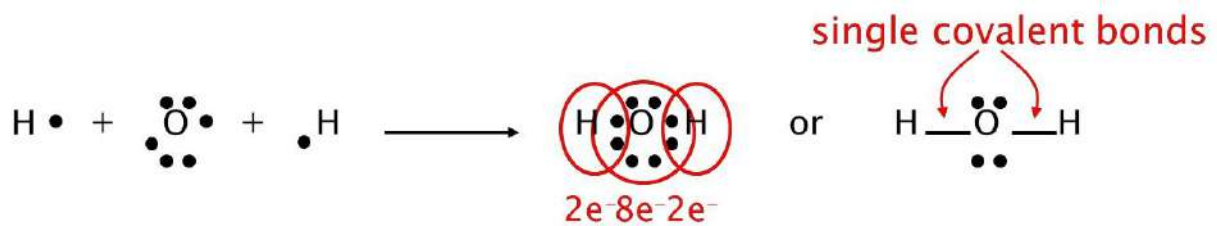
- > A covalent bond is a chemical bond in which two or more electrons are shared by two atoms.



Lewis structure of  $\text{F}_2$



## Lewis structure of water



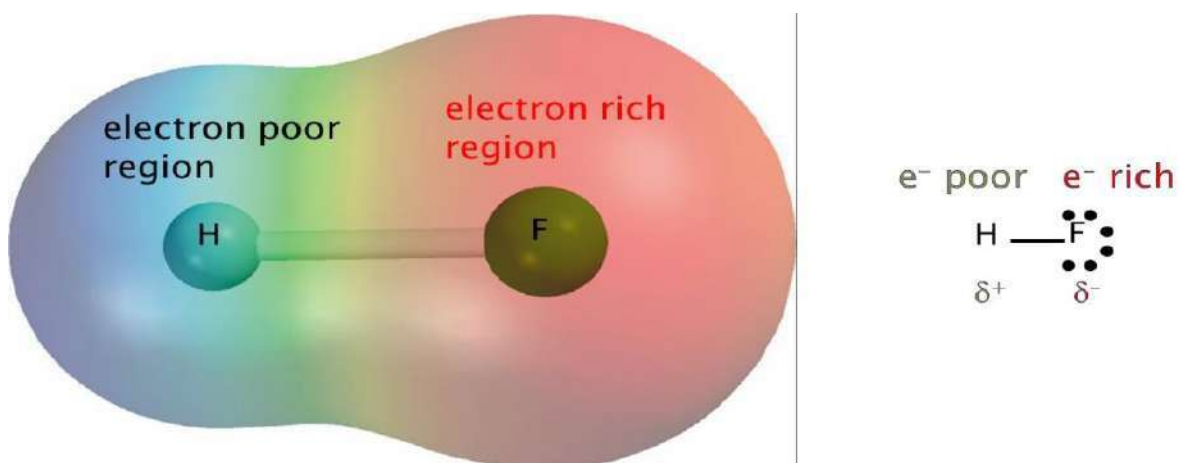
**Double bond** – two atoms share **two pairs** of electrons



**Triple bond** – two atoms share **three pairs** of electrons



- Polar covalent bond or polar bond is a covalent bond with greater electron density around one of the two atoms.



## Comparing of the properties of covalent and ionic

- Covalent compounds are usually gases, liquid and low melting solid.
- Ionic compounds are solids at room temperature and high melting point.
- Many ionic compounds are soluble in water , and the resulting aqueous solutions conduct electricity, because the compounds are strong electrolytes.

## 9.4 Electronegativity

- Electronegativity is the ability of an atom to attract toward itself the electrons in a chemical bond.
- High electronegativity →pick up electron easily .
  
- Electronegativity increase from left to right in period.
- Electronegativity increase from bottom to up in group .
- Transition metals don't follow these trend.
  
- Nonmetals have high electronegativity, metals have low electronegativity.
  
- high difference in electronegativity (2 or more ), element tend to form ionic bond.(NaCl)
- small difference in electronegativity, element tend to form polar covalent bond .(HCl)
- Same electronegative of the same elements from pure covalent bond (H<sub>2</sub>).

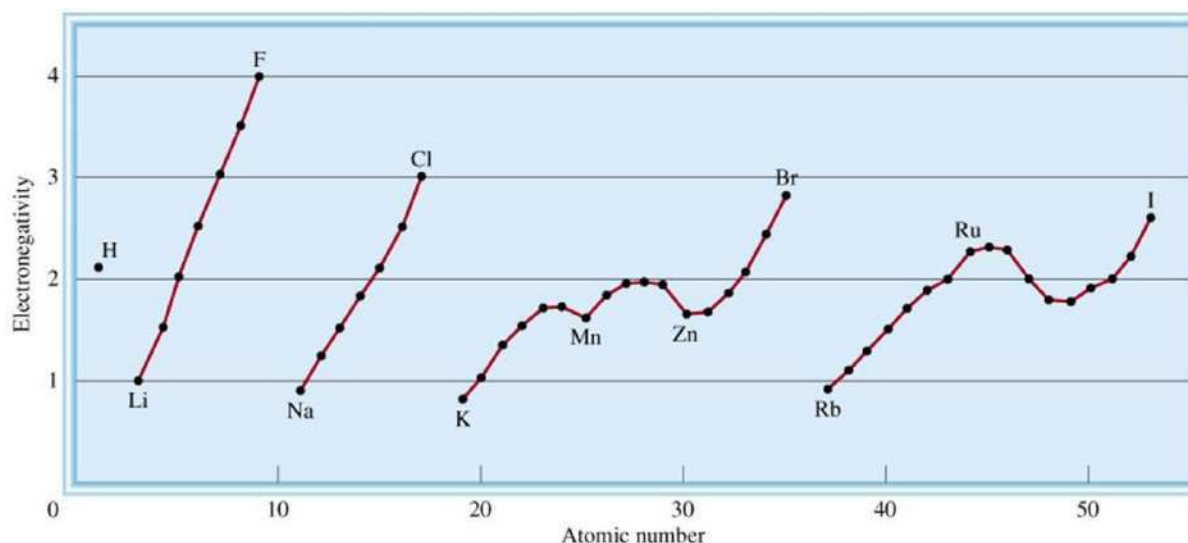
## The Electronegativities of Common Elements

Increasing electronegativity

1A												3A					4A	5A	6A	7A	8A
<b>H</b> 2.1												<b>B</b> 2.0	<b>C</b> 2.5	<b>N</b> 3.0	<b>O</b> 3.5	<b>F</b> 4.0					
<b>Li</b> 1.0	<b>Be</b> 1.5											<b>Al</b> 1.5	<b>Si</b> 1.8	<b>P</b> 2.1	<b>S</b> 2.5	<b>Cl</b> 3.0					
<b>Na</b> 0.9	<b>Mg</b> 1.2	3B	4B	5B	6B	7B	8B			1B	2B	<b>Ga</b> 1.6	<b>Ge</b> 1.8	<b>As</b> 2.0	<b>Se</b> 2.4	<b>Br</b> 2.8	<b>Kr</b> 3.0				
<b>K</b> 0.8	<b>Ca</b> 1.0	<b>Sc</b> 1.3	<b>Ti</b> 1.5	<b>V</b> 1.6	<b>Cr</b> 1.6	<b>Mn</b> 1.5	<b>Fe</b> 1.8	<b>Co</b> 1.9	<b>Ni</b> 1.9	<b>Cu</b> 1.9	<b>Zn</b> 1.6	<b>In</b> 1.7	<b>Sn</b> 1.8	<b>Sb</b> 1.9	<b>Te</b> 2.1	<b>I</b> 2.5	<b>Xe</b> 2.6				
<b>Rb</b> 0.8	<b>Sr</b> 1.0	<b>Y</b> 1.2	<b>Zr</b> 1.4	<b>Nb</b> 1.6	<b>Mo</b> 1.8	<b>Tc</b> 1.9	<b>Ru</b> 2.2	<b>Rh</b> 2.2	<b>Pd</b> 2.2	<b>Ag</b> 1.9	<b>Cd</b> 1.7	<b>Tl</b> 1.8	<b>Pb</b> 1.9	<b>Bi</b> 1.9	<b>Po</b> 2.0	<b>At</b> 2.2					
<b>Cs</b> 0.7	<b>Ba</b> 0.9	<b>La-Lu</b> 1.0-1.2	<b>Hf</b> 1.3	<b>Ta</b> 1.5	<b>W</b> 1.7	<b>Re</b> 1.9	<b>Os</b> 2.2	<b>Ir</b> 2.2	<b>Pt</b> 2.2	<b>Au</b> 2.4	<b>Hg</b> 1.9	<b>Tl</b> 1.8	<b>Pb</b> 1.9	<b>Bi</b> 1.9	<b>Po</b> 2.0	<b>At</b> 2.2					
<b>Fr</b> 0.7	<b>Ra</b> 0.9																				

- **Electron Affinity (EA)** and electronegativity are related but in different concept
- (EA) refers to isolated atoms attraction for additional electron (experimental)
- EA → measurable, Cl is highest
- **Electronegativity** signifies the ability of an atom in a chemical bond( with another atom) to attract the shared electrons (estimated )
- Electronegativity - relative, F is highest

## Variation of Electronegativity with Atomic Number



### Example 9.2

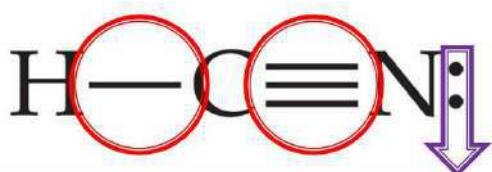
- ▶ Classify the following bonds as ionic, polar covalent, or covalent
- ▶ A)  $\text{HCl} = 3 - 2.1 = 0.9$   
**Polar covalent**
- ▶ b)  $\text{KF} = 4 - 0.8 = 3.2$   
**Ionic**
- ▶ c)  $\text{C-C} = 2.5 - 2.5 = 0$   
**covalent**
- ▶ Classify the following bonds as ionic, polar covalent, or covalent
- ▶ A)  $\text{CsCl} = 3 - 1 = 2$   
**Ionic**
- ▶ b)  $\text{H}_2\text{S} = 2.5 - 2.1 = 0.4$   
**Polar covalent**
- ▶ c)  $\text{N-N} = 3 - 3 = 0$   
**covalent**



## 9.5 Writing Lewis structures

1. Write the skeletal structure of the compounds, using chemical symbol and placing bonded atoms next to one another.
- ▶ determine the total number of electrons in the valence shells of all of the atoms of the molecule (**A**), add electrons (if molecule have net -ve charge, subtract electrons if molecule have net +ve charge).
3. Complete an octet for all atoms *except* hydrogen (**B**).
4. Find the number of bonds by  $C = B - A / 2$ .
5. Find the number of lone pair of electron by  $D = B - C$ .

### Writing Lewis Structures



$$A = 1 \times 1 + 4 \times 1 + 5 \times 1 = 10 \text{ valance electrons}$$

$$B = 1 \times 2 + 8 \times 1 + 8 \times 1 = 18 \text{ electrons}$$

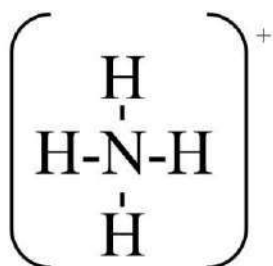
$$C = 18 - 10 = 8 / 2 = 4 \text{ bonds}$$

$$D = 18 - 8 = 10 \text{ electrons}$$

**Lewis structure of HCN consist of 4 bond, 1 triple bond, 0 double bond, 2 nonbonding electrons or 1 pair of electrons**

## NH<sub>4</sub><sup>+</sup>

- Step 2 – A = 5X1 + 1X4 - 1 = 8 valence electrons
- Step 3 – B = 8X1 + 2X4 = 16 electrons
- Step 4 – C = 16 - 8 = 8/2 = 4 bonds
- Step 5 – D = 8 - 4 = 4 non bonding electrons, 2 pair of electrons



### Example 9.3

Write the Lewis structure of nitrogen trifluoride (NF<sub>3</sub>).


Step 1 – N is less electronegative than F, put N in center

Step 2 – A = 5X1 + 7X3 = 26 valence electrons

Step 3 – B = 8X1 + 8X3 = 32 electrons

Step 4 – C = 32 - 26 = 6/2 = 3 bonds

Step 5 – D = 26 - 6 = 20 nonbonding electrons or 10 pair of electrons



### Example 9.3

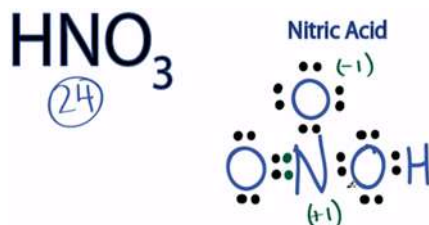
Write the Lewis structure of carbon disulfide (CS<sub>2</sub>).

- Step 1 – C is less electronegative than S, put C in center
- Step 2 – A = 4X1 + 6X2 = 16 valence electrons
- Step 3 – B = 8X1 + 8X2 = 24 electrons
- Step 4 – C = 24 - 16 = 8/2 = 4 bonds
- Step 5 – D = 16 - 8 = 8 nonbonding electrons or 4 pair of electrons



### Example 9.4

- Write the Lewis structure for nitric acid (HNO<sub>3</sub>) in which the three O atoms are bonded to the central N atom and ionizable H atom is bonded to one of the O atom.
- Step 1 – put N in center, surrounded by 3O atoms, H bonded to one of the O
- Step 2 – Count valence electrons 5 + (3 x 6) + 1 = 24 nonbonding electrons or 12 pair of electrons.

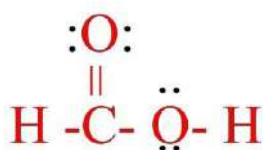




### Example 9.4

Write the Lewis structure of formic acid (HCOOH).

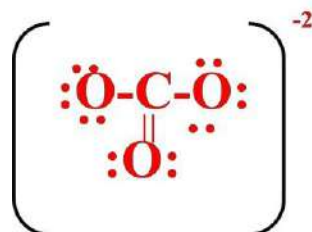
- Step 1 – put C in center, surrounded by 2O atoms, H Step 2 –  $A = 4X1 + 6X2 + 2X1 = 18$  valence electrons
- Step 3 –  $B = 8X1 + 8X2 + 2X2 = 28$  electrons
- Step 4 –  $C = 28 - 18 = 10/2 = 5$  bonds
- Step 5 –  $D = 18 - 10 = 8$  nonbonding electrons or 4 pair of electrons



### Example 9.5

Write the Lewis structure of carbon dioxide [CO<sub>3</sub>]<sup>-2</sup>

- Step 1 – C is less electronegative than O, put C in center
- Step 2 –  $A = 4X1 + 6X3 + 2 = 24$  valence electrons
- Step 3 –  $B = 8X1 + 8X3 = 32$  electrons
- Step 4 –  $C = 32 - 24 = 8/2 = 4$  bonds
- Step 5 –  $D = 24 - 8 = 16$  nonbonding electrons or 8 pair of electrons



## Example 9.5

Write the Lewis structure of carbon dioxide [NO<sub>2</sub>]<sup>-1</sup>

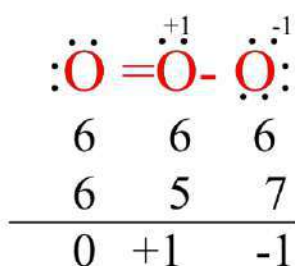
- Step 1 – N is less electronegative than O, put N in center
- Step 2 – A = 5X1 + 6X2 + 1 = 18 valence electrons
- Step 3 – B = 8X1 + 8X2 = 24 electrons
- Step 4 - C = 24-18 = 6/2=3 bonds
- Step 5 - D = 18-6 = 12 nonbonding electrons or 6 pair of electrons



## 9.6 formal charge and Lewis structures

formal charge is the difference between the number of valence electrons in an isolated atom and the number of electrons assigned to that atom in a Lewis structure.

$$\text{formal charge on an atom in a Lewis structure} = \text{total number of valence electrons in the free atom} - \text{total number of nonbonding electrons} - \frac{1}{2} \left( \text{total number of bonding electrons} \right)$$





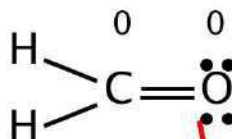
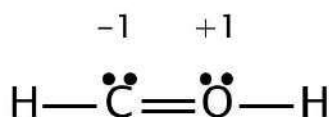
- For molecules, the sum of the charges should be zero
- For ion, the sum of the charges should be -ve for anions
- For ion, the sum of the charges should be +ve for cations

### formal charge and Lewis structures

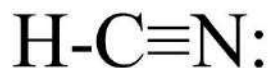
1. For neutral molecules, a Lewis structure in which there are no formal charges is preferable to one in which formal charges are present.
2. Lewis structures with large formal charges are less plausible than those with small formal charges.
3. Among Lewis structures having similar distributions of formal charges, the most plausible structure is the one in which negative formal charges are placed on the more electronegative atoms.

	$\ddot{\text{O}}=\text{C}=\ddot{\text{O}}$	$:\ddot{\text{O}}-\text{C}\equiv\text{O}:$
Valence electrons:	6   4   6	6   4   6
-(Electrons assigned to atom):	6   4   6	7   4   5
Formal charge:	0   0   0	-1   0   +1

Which is the most likely Lewis structure for formaldehyde  $\text{CH}_2\text{O}$

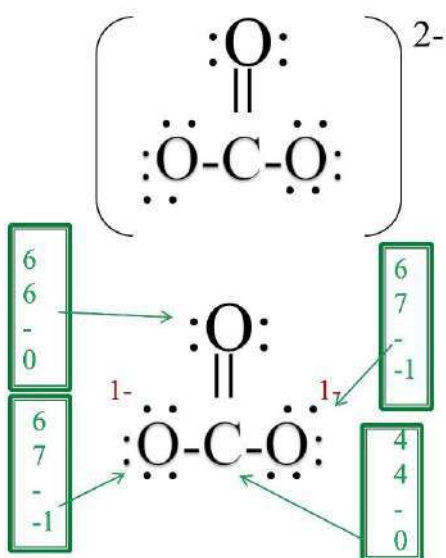


Which is the most likely Lewis structure for formaldehyde  $\text{C}_2\text{H}_3\text{N}$

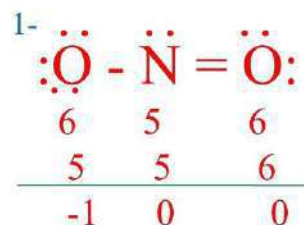


## Example 9.6

Write the formal charge for the carbonate ion?

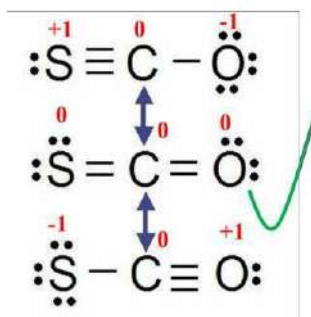


Write the formal charge for the  $\text{NO}_2^-$  ion?

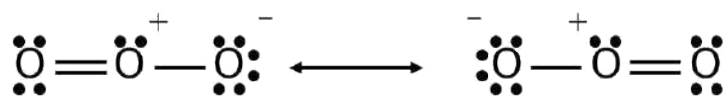


## 9.7 the concept of resonance

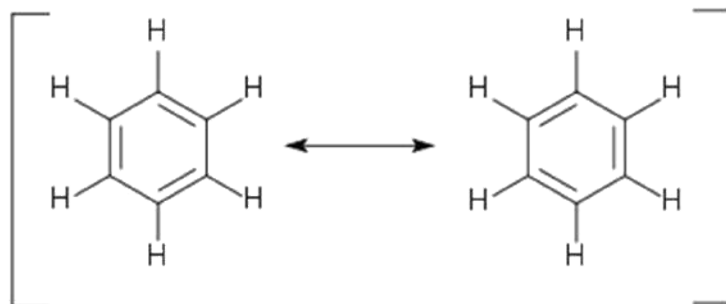
- > A resonance structure is one of two or more Lewis structures for a single molecule that cannot be represented accurately by only one Lewis structure (after formal charge has been determined).
- > More possible structures gives the overall structure more validity.



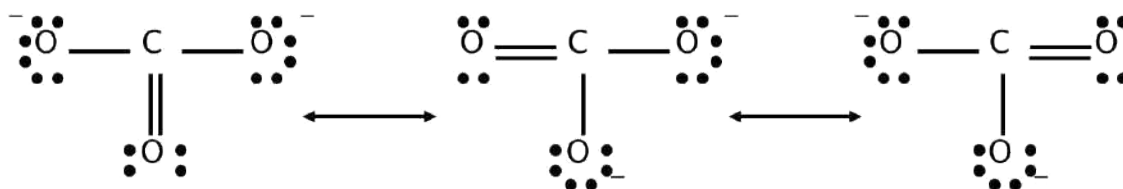
Ozone



Benzene

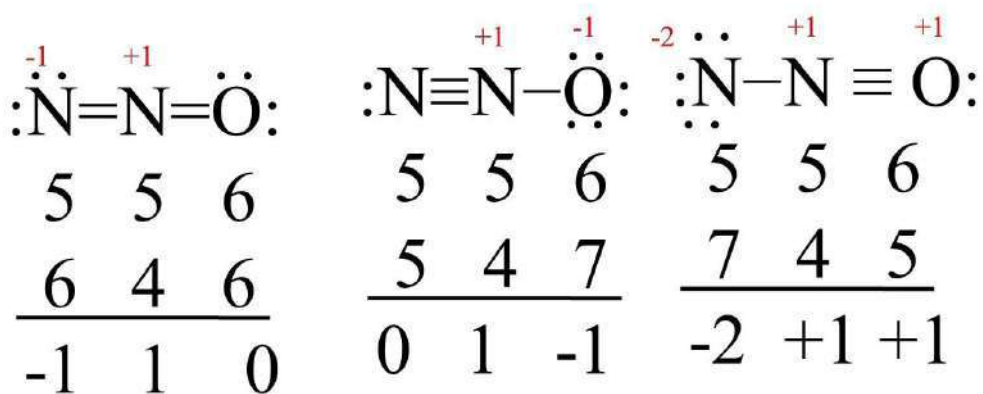


What are the resonance structures of the carbonate ( $\text{CO}_3^{2-}$ ) ion?



### Example 9.8

Draw three resonance structure for  $\text{N}_2\text{O}$  ( $\text{NNO}$ ), indicate formal charge rank the structures .



**B > A > C**



## An expanded octet

- Usually occurs in element in 3rd period and beyond More than 4 bonds
- Elements  $\geq$  row 3 can use s, p & d orbitals and have  $> 8$  VE
- P: 8 OR 10
- S: 8, 10, OR 12
- Xe: 8, 10, OR 12

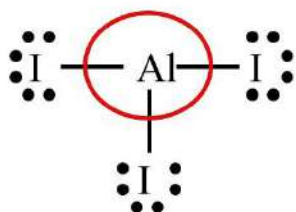
## Examples

SF<sub>6</sub> PF<sub>5</sub>

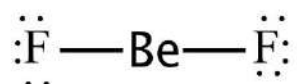
XeF<sub>4</sub>

## Example 9.9

Write Lewis structure AlI<sub>3</sub>



Write Lewis structure BeF<sub>2</sub>

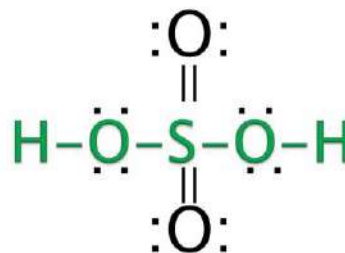
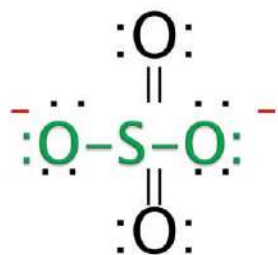


### Example 9.10

Write Lewis structure  $\text{AsF}_5$  and  $\text{PF}_5$

### Example 9.11


Write Lewis structure  $[\text{SO}_4]^{-2}$       Write Lewis structure  $\text{H}_2\text{SO}_4$





## Lecture References :

1. Raymond Chang ,General Chemistry, McGraw Hill 9th ed., 2007.



2. Essentials of General Chemistry By D.D.Ebbing,  
S.D.Gammon,andR.O.Ragsdale,2003 , Houghton Mifflin Company,New York.

