

جامعة الانبار

كلية التربية للعلوم الانسانية

قسم اللغة الانكليزية

اسم استاذ المادة: أ.م.د. علاء اسماعيل جلوب

المرحلة: الثالثة-صباحي

اسم المادة باللغة العربية: طرق البحث العلمي

**Methods of Scientific Research**

## المحاضرة الثانية

### الفصل الثاني: عملية اختيار وتحديد حدود الموضوع

## **Chapter Two: Choosing and Narrowing a Topic**

### **Lecture Outline:**

Choosing and narrowing a topic:

Steps in choosing and narrowing a topic:

Choosing the topic and evaluating it:

How to find your topic?

Narrowing the Topic:

How to narrow the topic?

Example of progression from broad topic to narrow topic.

The thesis statement:

Why do you need to have a thesis statement?

Parts of thesis statement:

Examples of thesis statement:

### **Choosing and narrowing a topic:**

Theoretically any topic is suitable for research, but when you come to practice this topic is not so simple. A topic for a thesis research paper should lead to an interesting thesis statement, narrowed to just the right scope, for which sources are plentiful in the library or wherever else you plan to do your research.

### **Steps in choosing and narrowing a topic:**

## **STEPS IN CHOOSING A TOPIC**

**There are many steps in choosing a topic:**

- 1. Picking an interesting subject.**
- 2. Narrowing the topic to be appropriate for research.**
- 3. Pinning it down precisely to a thesis statement for writing.**
- 4. Ensuring that the resources used are reliable available.**

## **Choosing the topic and evaluating it:**

### **Tips on Choosing a Topic:**

Your topic should be something that you already know something about, something you would like to learn more about, and something you care about.

Find a topic that will provide enough information for the paper and allow formulation of new ideas from the ones already written by other writers.

Choose topics that are of personal interest.

Restrict the topic to a particular question or argument; this enables one to effectively explore the question in the number of pages assigned for the paper.

### **Evaluating the topic:**

To determine whether the topic will work for you and for your assignment, ask yourself the following questions:

- Am I interested in this topic?
- Is the topic appropriate to my audience?
- What is my purpose for writing about this topic?
- Can I fully develop and research this topic within the time frame and word length required by the assignment requirements?
- Is the topic narrow enough (or broad enough) to fit the assignment requirements?
- Will I be able to research this topic adequately enough to satisfy the source requirements? Try an initial search of library resources and online sources.

### **Steps in choosing and narrowing a topic:**

# **STEPS IN CHOOSING A TOPIC**

**There are many steps in choosing a topic:**

- 1. Picking an interesting subject.**
- 2. Narrowing the topic to be appropriate for research.**
- 3. Pinning it down precisely to a thesis statement for writing.**
- 4. Ensuring that the resources used are reliable available.**

### **Tips on Choosing a Topic:**

Your topic should be something that you already know something about, something you would like to learn more about, and something you care about.

Find a topic that will provide enough information for the paper and allow formulation of new ideas from the ones already written by other writers.

Choose topics that are of personal interest.

Restrict the topic to a particular question or argument; this enables one to effectively explore the question in the number of pages assigned for the paper.

## Evaluating the topic

To determine whether the topic will work for you and for your assignment, ask yourself the following questions:




- Am I interested in this topic?
- Is the topic appropriate to my audience?
- What is my purpose for writing about this topic?
- Can I fully develop and research this topic within the time frame and word length required by the assignment requirements?
- Is the topic narrow enough (or broad enough) to fit the assignment requirements?
- Will I be able to research this topic adequately enough to satisfy the source requirements? Try an initial search of library resources and online sources.

**Three things:**

- 1. It's a topic that strongly interests you**
- 2. It's CREATIVE**
- 3. It is not too broad**



**Three Tests**

-  **Debatable**  
other points of view exist
-  **Plausible**  
supportable by valid evidence
-  **Consequential**  
outcome is significant

## **How to find your topic?**

### **Steps for Finding a Topic:**

- 1- Do Preliminary Reading:
- 2- Select Topics that Are of Personal Interest
- 3- Brainstorm Ideas for the Topic

### **Narrowing the Topic:**

When narrowing a topic, you are actually making it more specific and easier to manage. To narrow the topic, look for a specific aspect of (or perspective on) the topic.

To test your topic, you should be able to move from the original broad topic to the narrowed topic to the specific issue to your primary research question to the hypothesis, which very often becomes the thesis. [See example on the next page.](#)

### **How to narrow the topic?**

1. Determine the intended type of research by asking the yourself some questions:
2. Write down the topic and all the categories or major issues, then study areas that are part of the topic.
3. Choose one major category and see if it has any more specific issues that can be addressed in a research paper.
4. Formulate a question that will allow the writing of a process, description, argument, narration, or critical analysis of the topic using all the ideas from the sources discovered during the research process.



**Example of progression from broad topic to narrow topic**

**LEVEL 1: Online courses (Broad Topic)**

**LEVEL 2: Teaching and learning via the use of Online courses.**

**LEVEL 3: Teaching and learning of drama via the use of Online courses**

**LEVEL 4: Teaching and learning of drama via the use of Online courses in Iraq.**

**LEVEL 5: The effectiveness of teaching and learning of drama via the use of Online courses in Iraq (Narrowed Topic).**